

Index

Annexe A

Figure 1 - Bloc d'hématite du Pic d'Arradoy	5
Figure 2 - Bloc de calcaire ferruginisé de Thoste-Beauregard	5
Figure 3 - Bloc d'ocre de Roussillon	6
Figure 4 a et b - Broyon 1, Pic d'Arradoy, broyage	7
Figure 5 a et b - Broyon 1, Pic d'Arradoy, broyage, rincé	8
Figure 6 a et b - Broyon 1, Pic d'Arradoy, broyage, brossé	9
Figure 7 a et b - Meule 1, Pic d'Arradoy, broyage	10
Figure 8 a et b - Meule 1, Pic d'Arradoy, broyage, rincé	11
Figure 9 a et b - Meule 1, Pic d'Arradoy, broyage, brossé	12
Figure 10 a et b - Meule 2, Pic d'Arradoy, abrasion	13
Figure 11 a et b - Meule 2, Pic d'Arradoy, abrasion, rincé	14
Figure 12 a et b - Meule 2, Pic d'Arradoy, abrasion, brossé	15
Figure 13 a et b - Broyon 2ter, Pic d'Arradoy, concassage	16
Figure 14 a et b - Broyon 2ter, Pic d'Arradoy, concassage, rincé	17
Figure 15 a et b - Broyon 2ter, Pic d'Arradoy, concassage, brossé	18
Figure 16 - Palette de granite, Pic d'Arradoy, peinture	19
Figure 17 - Palette de granite, Pic d'Arradoy, peinture, rincé	19
Figure 18 - Palette de granite, Pic d'Arradoy, peinture, brossé	20
Figure 19 a et b - Broyon 3, Thoste-Beauregard, broyage	21
Figure 20 a et b - Broyon 3, Thoste-Beauregard, broyage, rincé	22
Figure 21 a et b - Broyon 3, Thoste-Beauregard, broyage, brossé	23
Figure 22 a et b - Meule 4, Thoste-Beauregard, broyage	24
Figure 23 a et b - Meule 4, Thoste-Beauregard, broyage, rincé	25
Figure 24 a et b - Meule 4, Thoste-Beauregard, broyage, brossé	26
Figure 25 a et b - Meule 5, Thoste-Beauregard, abrasion	27
Figure 26 a et b - Meule 5, Thoste-Beauregard, abrasion, rincé	28
Figure 27 - Meule 5, Thoste-Beauregard, abrasion, brossé	29
Figure 28 - Palette de granite, Thoste-Beauregard, peinture	30
Figure 29 - Palette de granite, Thoste-Beauregard, peinture, rincé	30
Figure 30 - Palette de granite, Thoste-Beauregard, peinture, brossé	31
Figure 31 a et b - Broyon 4, Roussillon, broyage	32
Figure 32 a et b - Broyon 4, Roussillon, broyage, rincé	33
Figure 33 a et b - Broyon 4, Roussillon, broyage, brossé	34
Figure 34 a et b - Meule 6, Roussillon, broyage	35
Figure 35 a et b - Meule 6, Roussillon, broyage, rincé	36
Figure 36 a et b - Meule 6, Roussillon, broyage, brossé	37
Figure 37 a et b - Meule 7, Roussillon, abrasion	38
Figure 38 a et b - Meule 7, Roussillon, abrasion, rincé	39
Figure 39 a et b - Meule 7, Roussillon, abrasion, brossé	40
Figure 40 - Palette de granite, Roussillon, peinture	41
Figure 41 - Palette de granite, Roussillon, peinture, rincé	41
Figure 42 - Palette de granite, Roussillon, peinture, brossé	42
Figure 43 a et b - Broyon 5, mélange PA/R, broyage	43
Figure 44 - a et b - Broyon 5, mélange PA/R, broyage, rincé	44
Figure 45 - a et b - Broyon 5, mélange PA/R, broyage, brossé	45

Figure 46 - Meule 8, mélange PA/R, broyage	46
Figure 47 - a et b - Meule 8, mélange PA/R, broyage, rincé	47
Figure 48 - a et b - Meule 8, mélange PA/R, broyage, brossé.....	48
Figure 49 - Meule 9, mélange PA/R, abrasion	49
Figure 50 - Meule 9, mélange PA/R, abrasion, rincé	50
Figure 51 - Meule 9, mélange PA/R, abrasion, brossé.....	51
Figure 52 - Palette de granite, mélange PA/R, peinture	52
Figure 53 - Palette de granite, mélange PA/R, peinture, rincé	52
Figure 54 - Palette de granite, mélange PA/R, peinture, brossé	53

Annexe B

Graphique 1 - Eléments tracéologiques observés sur la face A de l'objet ArcyR01	54
Graphique 2 - Eléments tracéologiques observés sur la face B de l'objet ArcyR01	54
Graphique 3 - Eléments tracéologiques observés sur la face A de l'objet ArcyR02	54
Graphique 4 - Eléments tracéologiques observés sur la face B de l'objet ArcyR02	55
Graphique 5 - Eléments tracéologiques observés sur la face A de l'objet ArcyR03	55
Graphique 6 - Eléments tracéologiques observés sur la face B de l'objet ArcyR03	55
Graphique 7 - Eléments tracéologiques observés sur la face A de l'objet ArcyR04	56
Graphique 8 - Eléments tracéologiques observés sur la face B de l'objet ArcyR04	56
Graphique 9 - Eléments tracéologiques observés sur la face A de l'objet ArcyR05	56
Graphique 10 - Eléments tracéologiques observés sur la face B de l'objet ArcyR05	57
Graphique 11 - Eléments tracéologiques observés sur la face A de l'objet ArcyR06	57
Graphique 12 - Eléments tracéologiques observables sur la face B de l'objet ArcyR06	57
Graphique 13 - Eléments tracéologiques observables sur la face A de l'objet ArcyR07	58
Graphique 14 - Eléments tracéologiques observables sur la face A de l'objet ArcyR08	58
Graphique 15 - Eléments tracéologiques observables sur la face A de l'objet ArcyR09	58
Graphique 16 - Eléments tracéologiques observables sur la face A de l'objet ArcyR10	59
Graphique 17 - Eléments tracéologiques observables sur la face B de l'objet ArcyR10	59
Graphique 18 - Eléments tracéologiques observables sur la face A de l'objet ArcyR11	59
Graphique 19 - Eléments tracéologiques observables sur la face B de l'objet ArcyR11	60
Graphique 20 - Eléments tracéologiques observables sur la face A de l'objet ArcyR12	60
Graphique 21 - Eléments tracéologiques observables sur la face B de l'objet ArcyR12	60
Graphique 22 - Eléments tracéologiques observables sur l'objet ArcyR13	61
Graphique 23 - Eléments tracéologiques observables sur l'objet ArcyR14.....	61

Figure 1 - ArcyR01, face A, émoussés en surface et stries légères	62
Figure 2 - ArcyR01, face A, stries légères.....	62
Figure 3 - ArcyR01, face A, résidus dans les creux.....	63
Figure 4 - ArcyR01, face B, résidus dans les creux, émoussés et stries légères	63
Figure 5 - ArcyR01, face B, émoussés, résidus dans les creux	64
Figure 6 - ArcyR02, face A, résidus noirs.....	64
Figure 7 - ArcyR02, face A, émoussés et stries légères.....	65
Figure 8 - ArcyR02, face A, stries légères.....	65
Figure 9 - ArcyR02, face B, résidus noirs.....	66
Figure 10 - ArcyR02, face B, émoussés et traces d'impact	66
Figure 11 - ArcyR02, face B, surface arrasée et stries légères	67
Figure 12 - ArcyR03, face A, émoussés et stries légères.....	67
Figure 13 - ArcyR03, face A, stries prononcées.....	68
Figure 14 - ArcyR03, face A, surface lustrée	68

Figure 15 - ArcyR03, face A, stries nombreuses.....	69
Figure 16 - ArcyR03, face B, émoussés, lustrages et stries prononcées	69
Figure 17 - ArcyR03, face B, grande quantité de résidus de matière colorante	70
Figure 18 - ArcyR03, face B, émoussés, stries légères et stries prononcées	70
Figure 19 - ArcyR03, face B, émoussés et stries prononcées	71
Figure 20 - ArcyR04, face A, stries légères	71
Figure 21 - ArcyR04, face A, stries prononcées.....	72
Figure 22 - ArcyR04, face A, émoussés	72
Figure 23 - ArcyR04, face B, stries légères	73
Figure 24 - ArcyR04, face B, émoussés	73
Figure 25 - ArcyR05, face A, stries nombreuses sans matière colorante en fond de tracés	74
Figure 26 - ArcyR05, face A, nombreuses stries avec résidus en fond de tracés.....	74
Figure 27 - ArcyR05, face A, émoussés	75
Figure 28 - ArcyR05, face B, émoussés	75
Figure 29 - ArcyR05, face B, stries nombreuses.....	76
Figure 30 - ArcyR05, face B, stries prononcées.....	76
Figure 31 - ArcyR06, face A, lustrages et émoussés	77
Figure 32 - ArcyR06, face A, stries légères.....	77
Figure 33 - ArcyR06, face A, traces d'impact	78
Figure 34 - ArcyR06, face B, émoussés, stries légères et traces d'impact	78
Figure 35 - ArcyR06, face B, surface lustrée	79
Figure 36 - ArcyR06, face B, stries prononcées.....	79
Figure 37 - ArcyR07, face A, stries légères.....	80
Figure 38 - ArcyR07, face A, résidus jaunes et émoussés	80
Figure 39 - ArcyR07, face A, résidus rouges et stries légères	81
Figure 40 - ArcyR08, face A, résidus rouges.....	81
Figure 41 - ArcyR09, face A, résidus rouges.....	82
Figure 42 - ArcyR10, face B, stries.....	82
Figure 43 - ArcyR10, face B, légers émoussés.....	83
Figure 44 - ArcyR11, face A, émoussés et traces d'impact	83
Figure 45 - ArcyR11, face A, surface lustrée et stries légères.....	84
Figure 46 - ArcyR11, face A, résidus jaunes et rouges	84
Figure 47 - ArcyR11, face B, émoussés et stries légères.....	85
Figure 48 - ArcyR12, face A, émoussés, stries légères, traces d'impact	85
Figure 49 - ArcyR12, face A, émoussés et traces d'impact	86
Figure 50 - ArcyR12, face B, émoussés et stries légères.....	86
Figure 51 - ArcyR13, résidus rouges dans les creux.....	87
Figure 52 - ArcyR13, légers émoussés	87
Figure 53 - ArcyR14, traces d'impact	88
Figure 54 - ArcyR14, témoin de la surface originelle (en bas)	88

Annexe C

Figure 1 - Hématite du Pic d'Arradoy, zone 1, x 250.....	89
Figure 2 - Hématite du Pic d'Arradoy, zone 2, x 250.....	90
Figure 3 - Hématite du Pic d'Arradoy, zone 3, x 250.....	90
Figure 4 - Hématite du Pic d'Arradoy, zone 4, x 250.....	91
Figure 5 – Hématite du Pic d'Arradoy, x1000	91
Figure 6 - Hématite du Pic d'Arradoy, x1000	92
Figure 7 - Hématite du Pic d'Arradoy, x2500	92
Figure 8 - Calcaire ferruginisé de Thoste-Beauregard, zone 1, x250	93

Figure 9 - Calcaire ferruginisé de Thoste-Beauregard, zone 2, x250	93
Figure 10 - Calcaire ferruginisé de Thoste-Beauregard, zone 3, x250	94
Figure 11 - Calcaire ferruginisé de Thoste-Beauregard, x50.....	94
Figure 12 - Calcaire ferruginisé de Thoste-Beauregard, x1000.....	95
Figure 13 - Calcaire ferruginisé de Thoste-Beauregard, x2500.....	95
Figure 14 - Ocre de Roussillon, zone 1, x250	96
Figure 15 - Ocre de Roussillon, zone 2, x250	96
Figure 16 - Ocre de Roussillon, zone 3, x250	97
Figure 17 - Ocre de Roussillon, zone 4, x250	97
Figure 18 - Ocre de Roussillon, x1000.....	98
Figure 19 - Ocre de Roussillon, x2500.....	98
Figure 20 - Meule en granite, zone 1, x250	99
Figure 21 - Meule en granite, zone 2, x250	99
Figure 22 - Meule d'abrasion de l'hématite, zone 1, x250.....	100
Figure 23 - Meule d'abrasion de l'hématite, zone 1, x1000.....	100
Figure 24 - Meule d'abrasion de l'hématite, zone 2, x250.....	101
Figure 25 - Meule d'abrasion de l'hématite, zone 2, x1000.....	101
Figure 26 - Meule d'abrasion de l'hématite, zone 3, x250.....	102
Figure 27 - Meule d'abrasion de l'hématite, x500	102
Figure 28 - Meule d'abrasion de l'hématite, x1000	103
Figure 29 - Meule d'abrasion de l'ocre, zone 1, x250	103
Figure 30 - Meule d'abrasion de l'ocre, zone 2, x250	104
Figure 31 - Meule d'abrasion de l'ocre, zone 3, x250	104
Figure 32 - Meule d'abrasion de l'ocre, zone 4, x250	105
Figure 33 - Meule d'abrasion de l'ocre, x2500.....	105
Figure 34 - Meule d'abrasion de l'ocre, x2500.....	106
Figure 35 - Meule d'abrasion de l'ocre, x250.....	106
Figure 36 - Meule d'abrasion de l'hématite et de l'ocre, zone 1, x250	107
Figure 37 - Meule d'abrasion de l'hématite et de l'ocre, zone 2, x250	107
Figure 38 - Meule d'abrasion de l'hématite et de l'ocre, zone 3, x250	108
Figure 39 - Meule d'abrasion de l'hématite et de l'ocre, zone 4, x250	108
Figure 40 - Meule d'abrasion de l'hématite et de l'ocre, zone 5, x250	109
Figure 41 - Meule d'abrasion de l'hématite et de l'ocre, x50	109
Figure 42 - Meule d'abrasion de l'hématite et de l'ocre, x1000	110
Figure 43 - Meule d'abrasion de l'hématite et de l'ocre, x1000	110
Figure 44 - Meule d'abrasion de l'hématite et de l'ocre, x2500	111
Figure 45 - Meule de concassage-mouture de l'hématite, zone 1, x250.....	111
Figure 46 - Meule de concassage-mouture de l'hématite, zone 2, x250.....	112
Figure 47 - Meule de concassage-mouture de l'hématite, zone 3, x250.....	112
Figure 48 - Meule de concassage-mouture de l'hématite, x70	113
Figure 49 - Meule de concassage-mouture de l'hématite, x1000	113
Figure 50 - Meule de concassage-mouture de l'hématite, x1000	114
Figure 51 - Meule de concassage-mouture de l'hématite, x2500	114

Annexes A



Figure 1 - Bloc d'hématite du Pic d'Arradoy



Figure 2 - Bloc de calcaire ferruginisé de Thoste-Beauregard



Figure 3 - Bloc d'ocre de Roussillon





Figure 4 a et b - Broyon 1, Pic d'Arradoy, broyage





Figure 5 a et b - Broyon 1, Pic d'Arradoy, broyage, rincé





Figure 6 a et b - Broyon 1, Pic d'Arradoy, broyage, brossé





Figure 7 a et b - Meule 1, Pic d'Arradoy, broyage





Figure 8 a et b - Meule 1, Pic d'Arradoy, broyage, rincé





Figure 9 a et b - Meule 1, Pic d'Arradoy, broyage, brossé





Figure 10 a et b - Meule 2, Pic d'Arradoy, abrasion





Figure 11 a et b - Meule 2, Pic d'Arradoy, abrasion, rincé





Figure 12 a et b - Meule 2, Pic d'Arradoy, abrasion, brossé





Figure 13 a et b - Broyon 2ter, Pic d'Arradoy, concassage





Figure 14 a et b – Broyon 2ter, Pic d'Arradoy, concassage, rincé





Figure 15 a et b - Broyon 2ter, Pic d'Arradoy, concassage, brossé




Figure 16 - Palette de granite, Pic d'Arradoy, peinture




Figure 17 - Palette de granite, Pic d'Arradoy, peinture, rincé




Figure 18 - Palette de granite, Pic d'Arradoy, peinture, brossé





Figure 19 a et b - Broyon 3, Thoste-Beauregard, broyage





Figure 20 a et b - Broyon 3, Thoste-Beauregard, broyage, rincé





Figure 21 a et b - Broyon 3, Thoste-Beauregard, broyage, brosse





Figure 22 a et b - Meule 4, Thoste-Beauregard, broyage





Figure 23 a et b - Meule 4, Thoste-Beauregard, broyage, rincé





Figure 24 a et b - Meule 4, Thoste-Beauregard, broyage, brossé





Figure 25 a et b - Meule 5, Thoste-Beauregard, abrasion





Figure 26 a et b - Meule 5, Thoste-Beauregard, abrasion, rincé




Figure 27 - Meule 5, Thoste-Beauregard, abrasion, brossé




Figure 28 - Palette de granite, Thoste-Beauregard, peinture




Figure 29 - Palette de granite, Thoste-Beauregard, peinture, rincé




Figure 30 - Palette de granite, Thoste-Beauregard, peinture, brossé





Figure 31 a et b - Broyon 4, Roussillon, broyage





Figure 32 a et b - Broyon 4, Roussillon, broyage, rincé





Figure 33 a et b - Broyon 4, Roussillon, broyage, brossé





Figure 34 a et b - Meule 6, Roussillon, broyage





Figure 35 a et b - Meule 6, Roussillon, broyage, rincé





Figure 36 a et b - Meule 6, Roussillon, broyage, brossé





Figure 37 a et b - Meule 7, Roussillon, abrasion





Figure 38 a et b - Meule 7, Roussillon, abrasion, rincé





Figure 39 a et b - Meule 7, Roussillon, abrasion, brossé




Figure 40 - Palette de granite, Roussillon, peinture




Figure 41 - Palette de granite, Roussillon, peinture, rincé




Figure 42 - Palette de granite, Roussillon, peinture, brossé





Figure 43 a et b – Broyon 5, mélange PA/R, broyage





Figure 44 - a et b - Broyon 5, mélange PA/R, broyage, rincé




Figure 45 - a et b – Broyon 5, mélange PA/R, broyage, brossé




Figure 46 - Meule 8, mélange PA/R, broyage




Figure 47 - a et b - Meule 8, mélange PA/R, broyage, rincé





Figure 48 - a et b - Meule 8, mélange PA/R, broyage, brosse





Figure 49 - Meule 9, mélange PA/R, abrasion





Figure 50 - Meule 9, mélange PA/R, abrasion, rincé





Figure 51 - Meule 9, mélange PA/R, abrasion, brossé




Figure 52 - Palette de granite, mélange PA/R, peinture




Figure 53 - Palette de granite, mélange PA/R, peinture, rincé


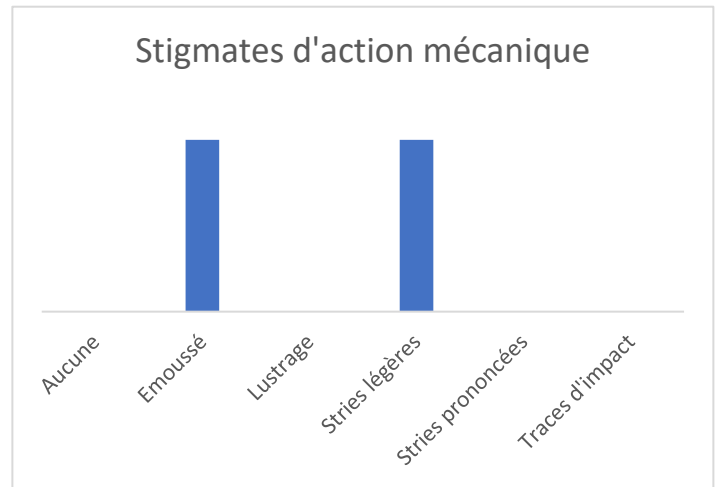
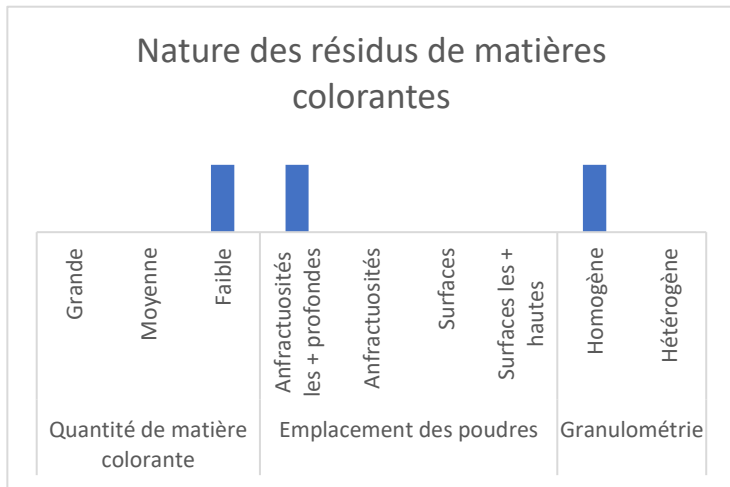
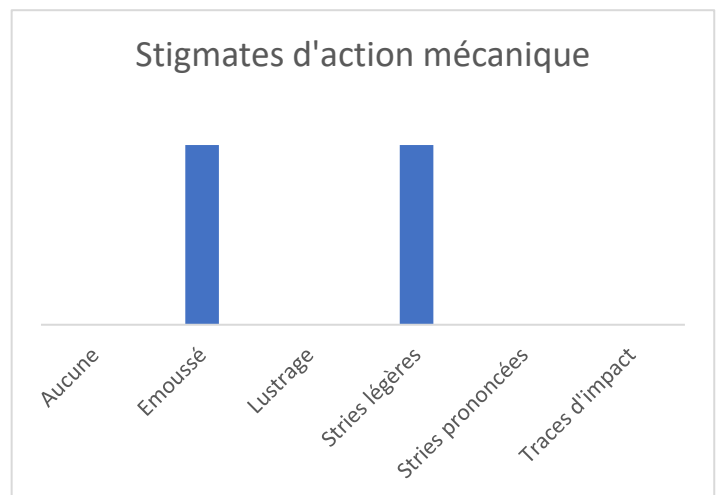
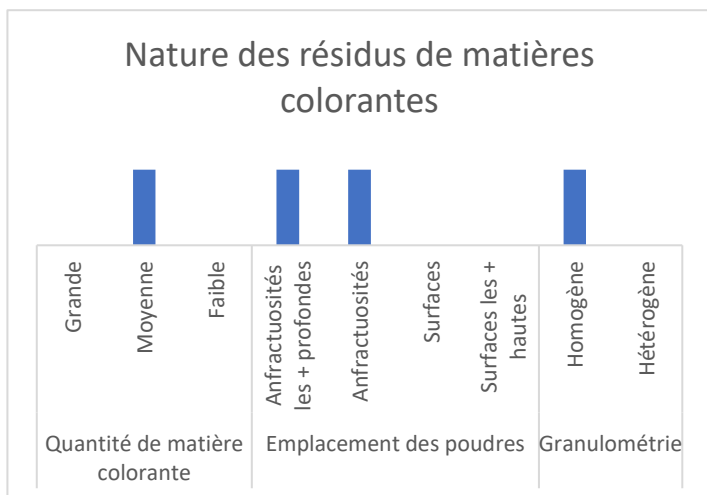


Figure 54 - Palette de granite, mélange PA/R, peinture, brossé

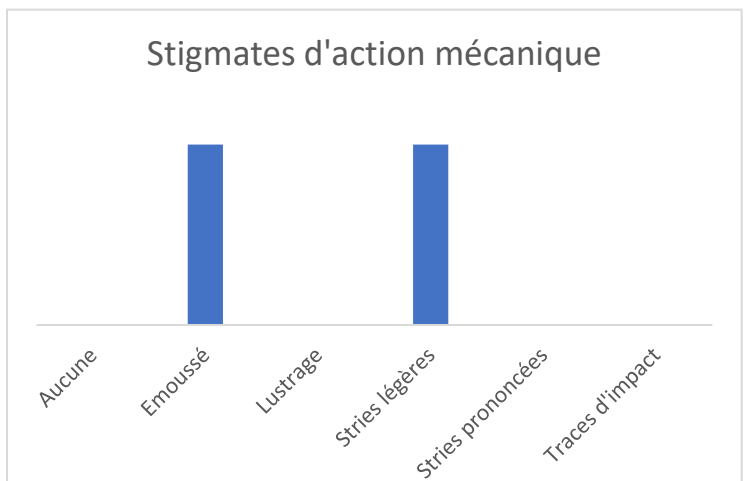
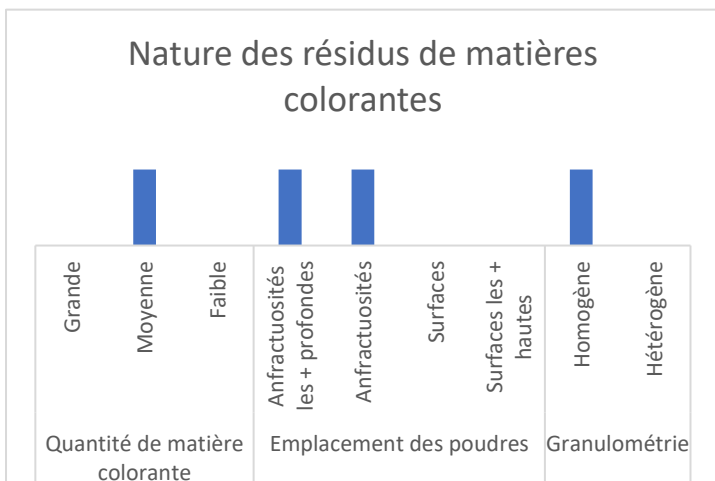
Annexes B



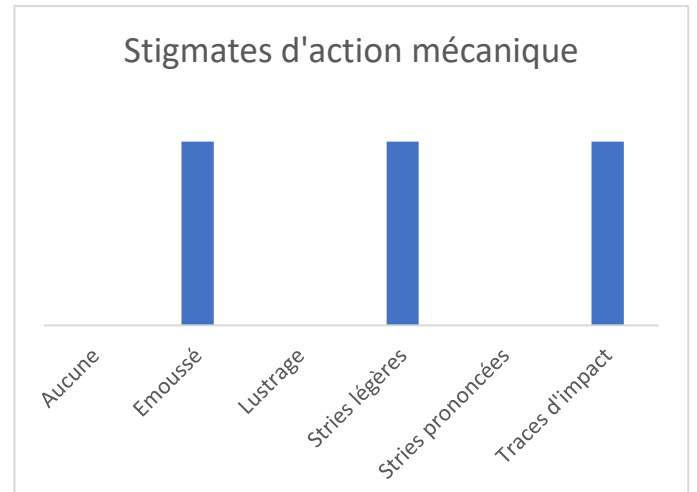
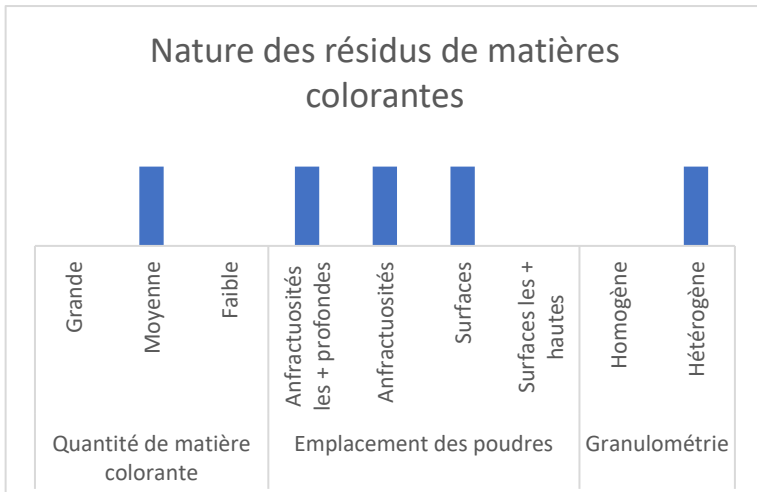
Graphique 1 - Eléments tracéologiques observés sur la face A de l'objet ArcyR01



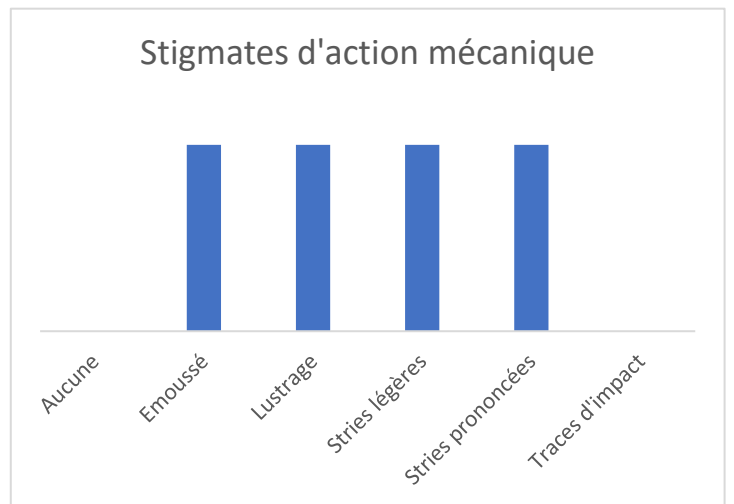
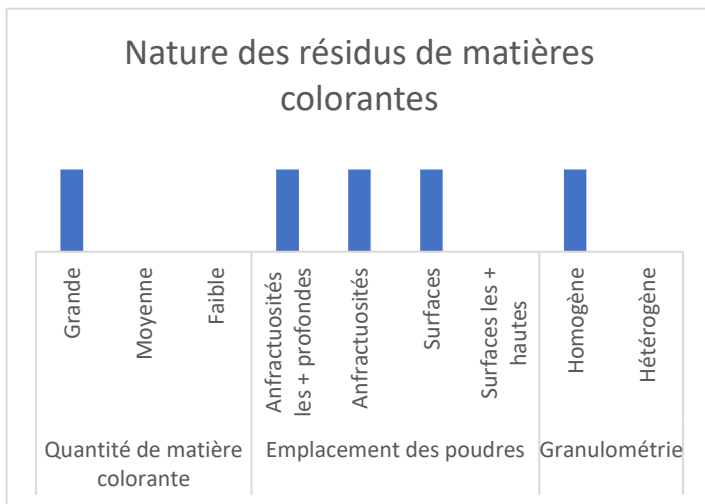
Graphique 2 - Eléments tracéologiques observés sur la face B de l'objet ArcyR01



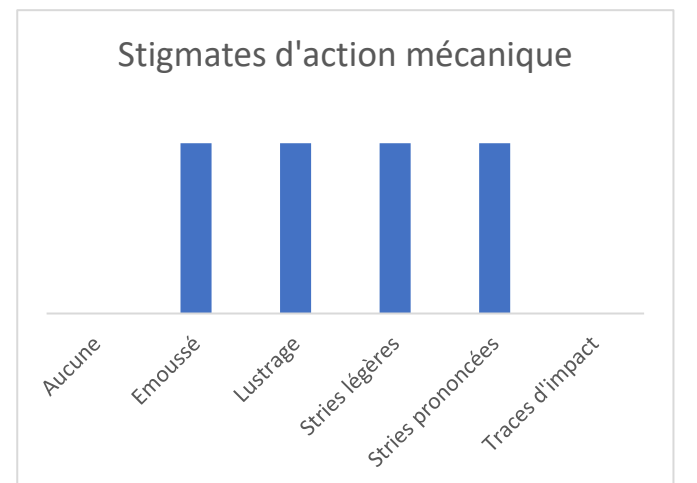
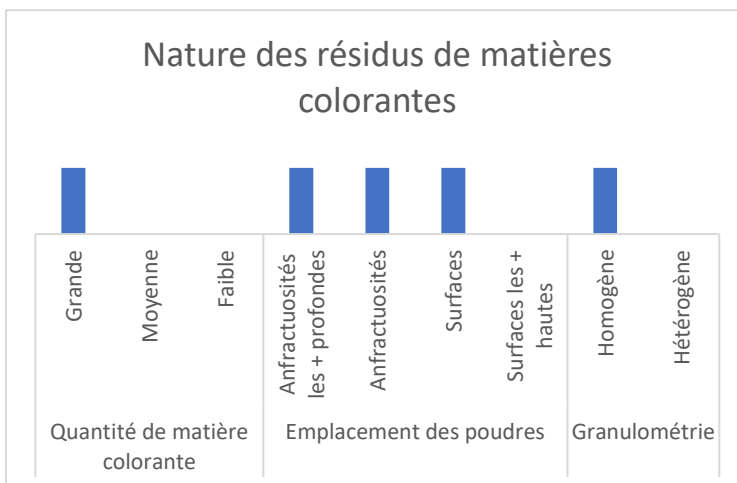
Graphique 3 - Eléments tracéologiques observés sur la face A de l'objet ArcyR02



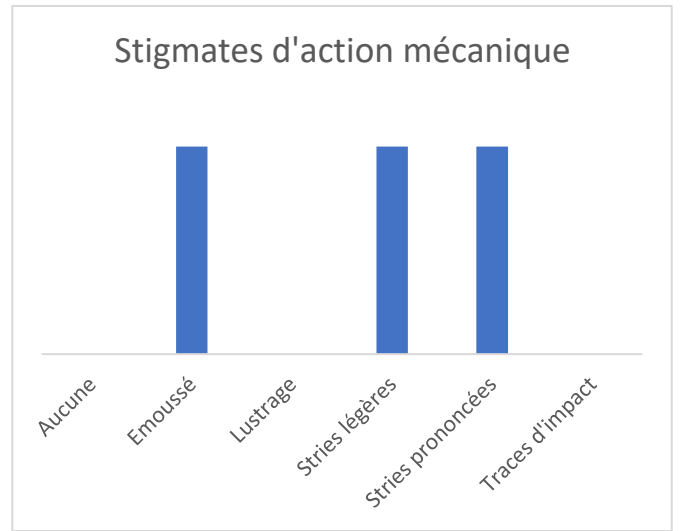
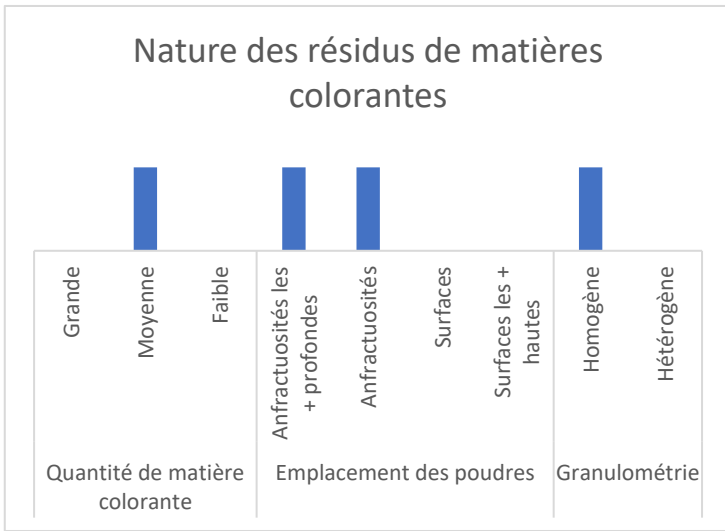
Graphique 4 - Eléments tracéologiques observés sur la face B de l'objet ArcyR02



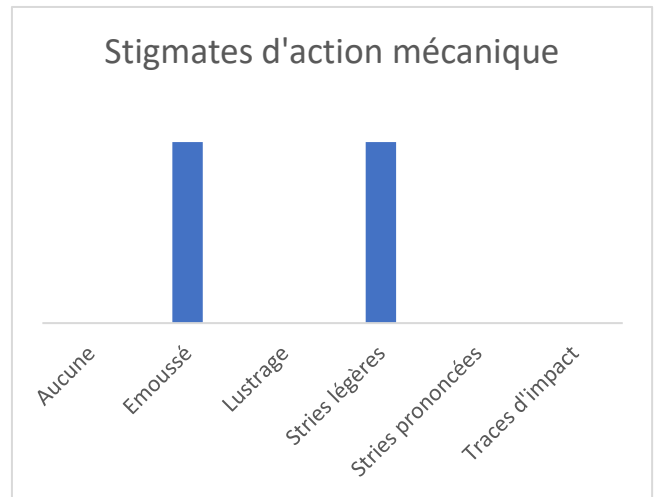
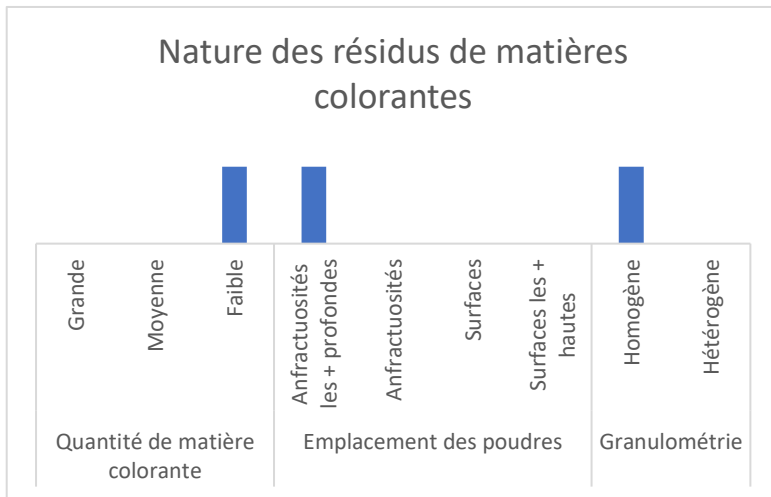
Graphique 5 - Eléments tracéologiques observés sur la face A de l'objet ArcyR03



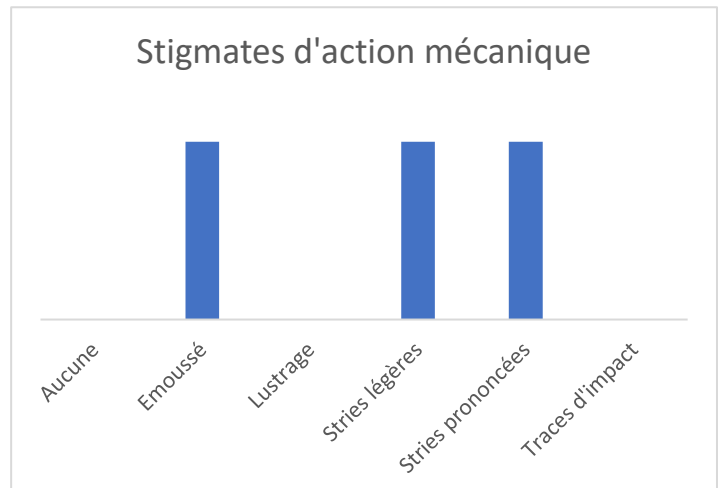
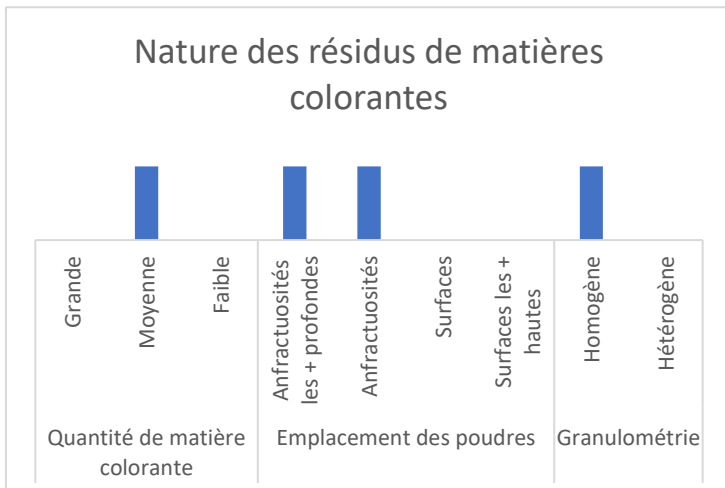
Graphique 6 - Eléments tracéologiques observés sur la face B de l'objet ArcyR03



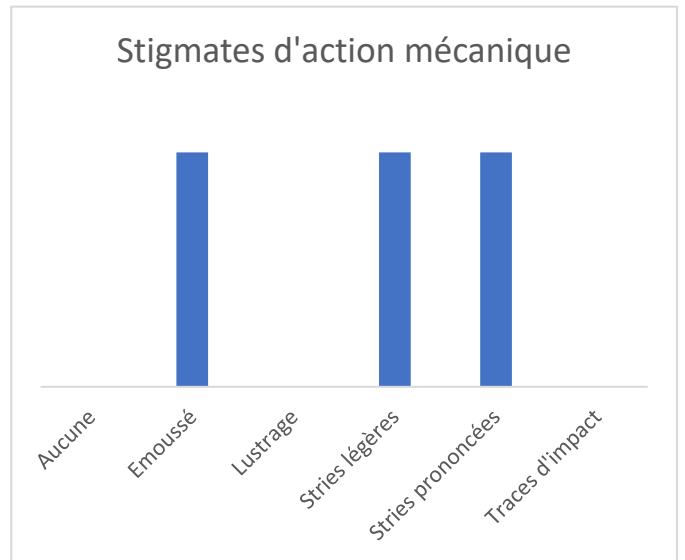
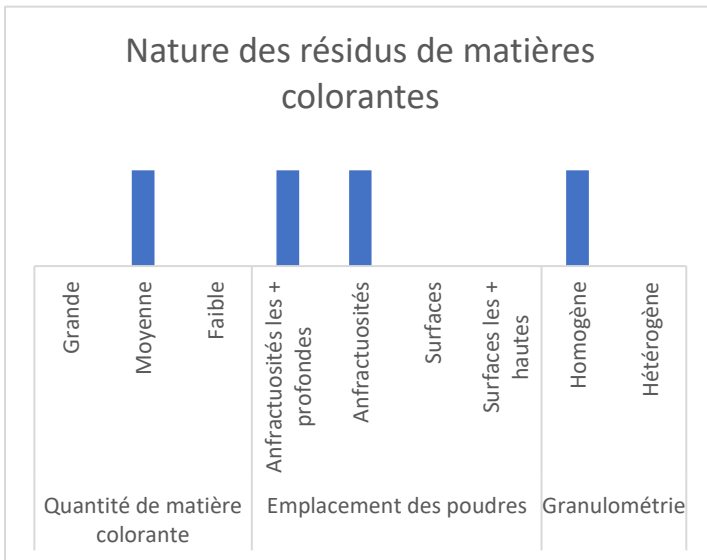
Graphique 7 - Eléments tracéologiques observés sur la face A de l'objet ArcyR04



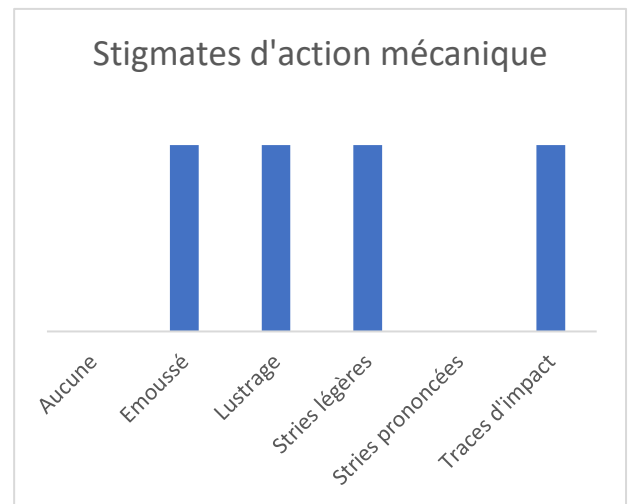
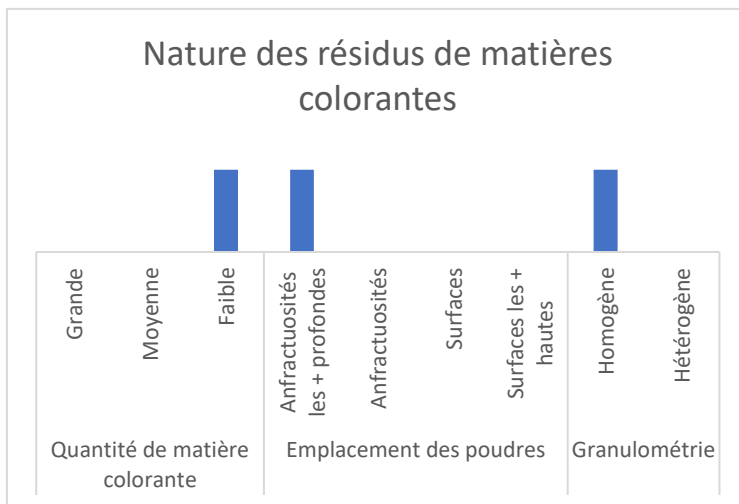
Graphique 8 - Eléments tracéologiques observés sur la face B de l'objet ArcyR04



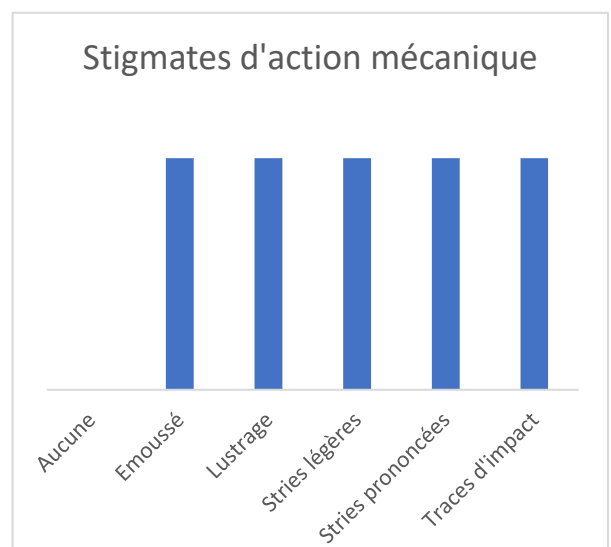
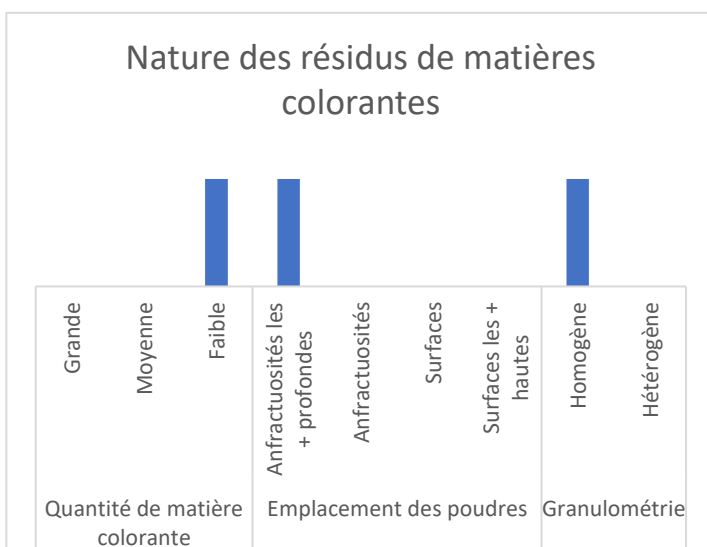
Graphique 9 - Eléments tracéologiques observés sur la face A de l'objet ArcyR05



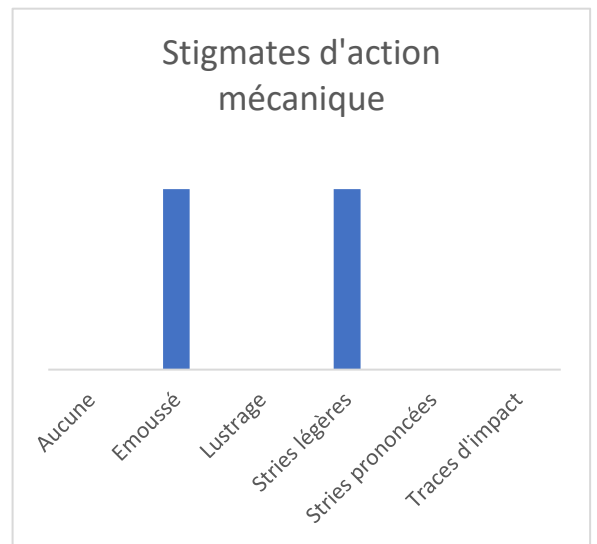
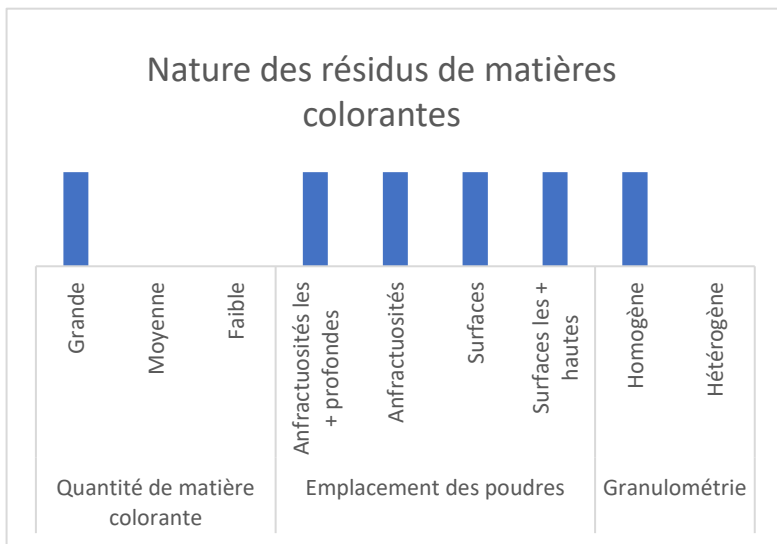
Graphique 10 - Eléments tracéologiques observés sur la face B de l'objet ArcyR05



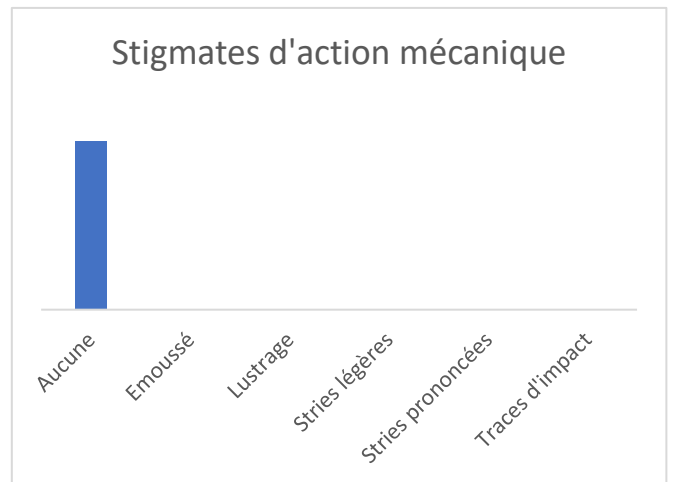
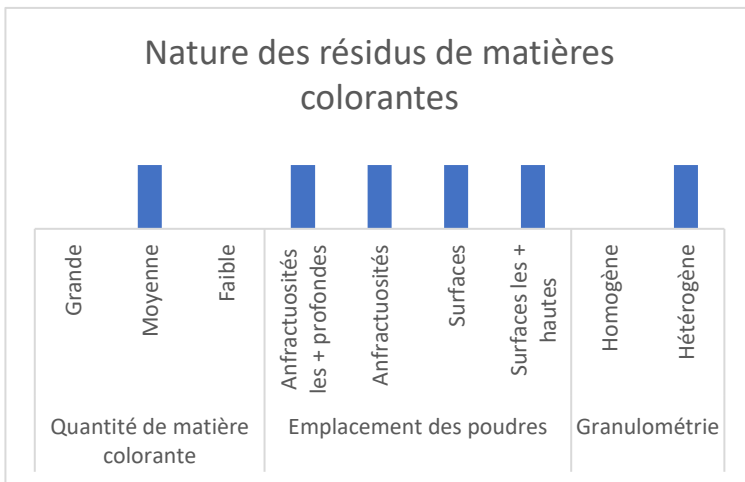
Graphique 11 - Eléments tracéologiques observés sur la face A de l'objet ArcyR06



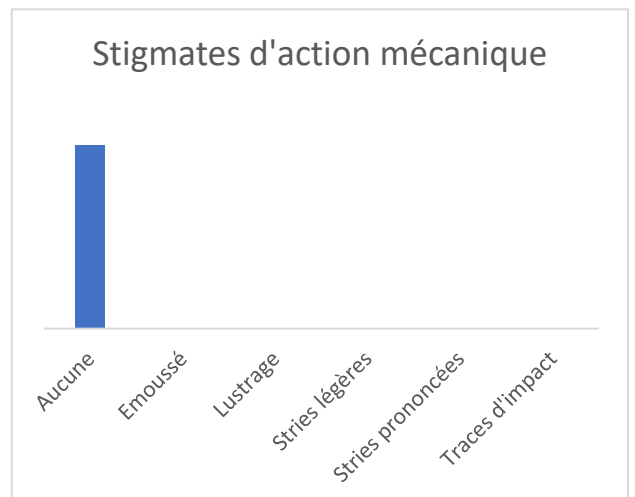
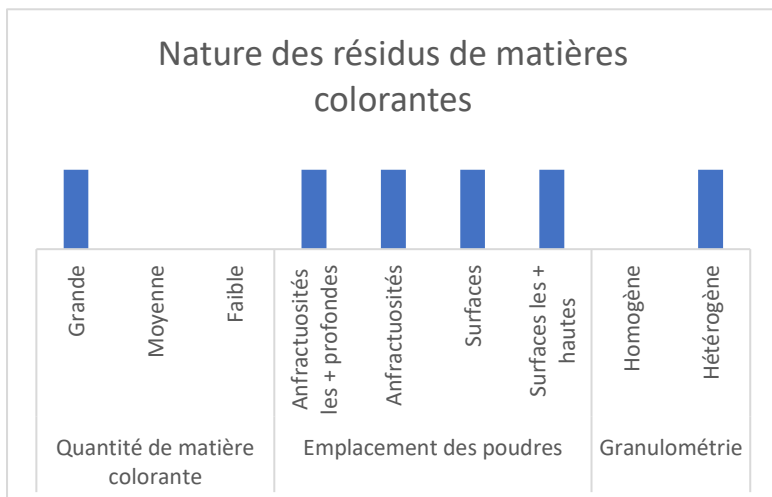
Graphique 12 - Eléments tracéologiques observables sur la face B de l'objet ArcyR06



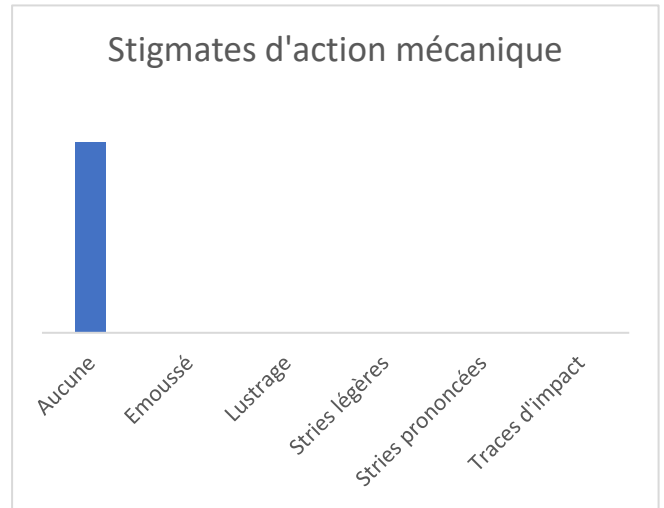
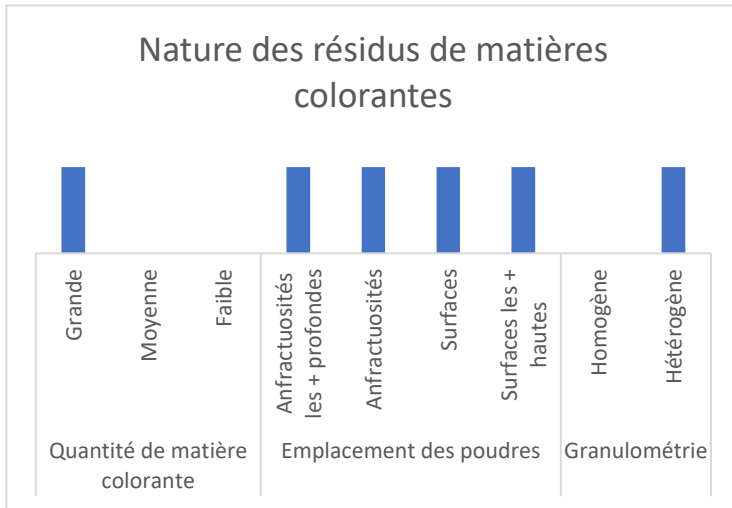
Graphique 13 - Eléments tracéologiques observables sur la face A de l'objet ArcyR07



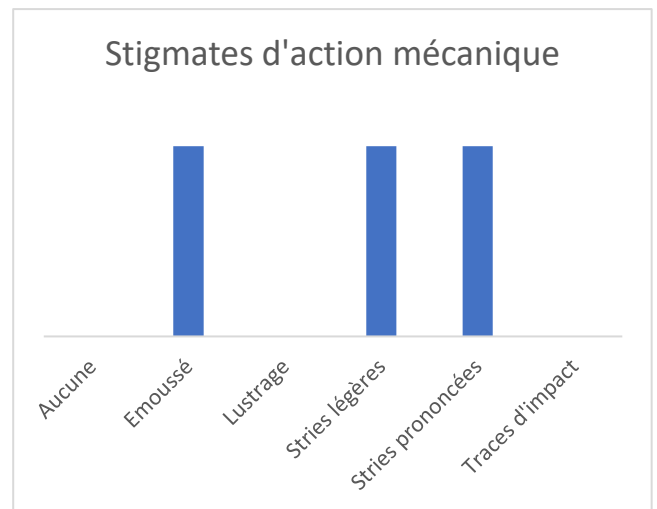
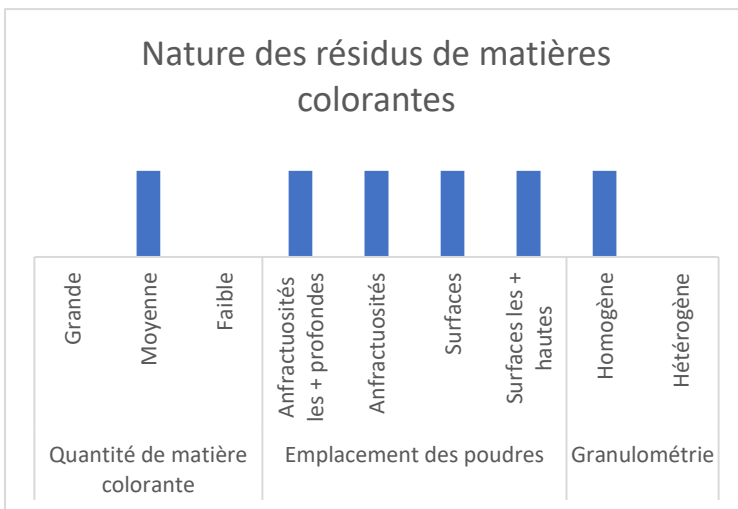
Graphique 14 - Eléments tracéologiques observables sur la face A de l'objet ArcyR08



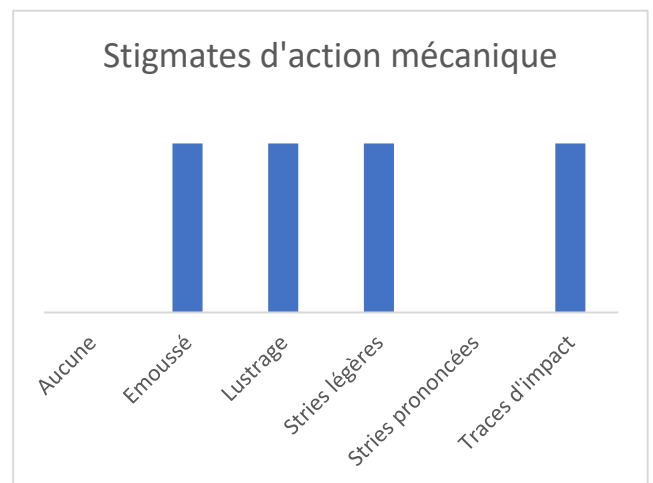

Graphique 15 - Eléments tracéologiques observables sur la face A de l'objet ArcyR09



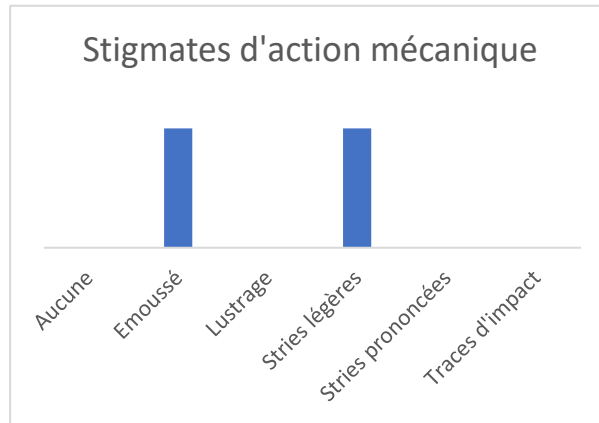
Graphique 16 - Eléments tracéologiques observables sur la face A de l'objet ArcyR10



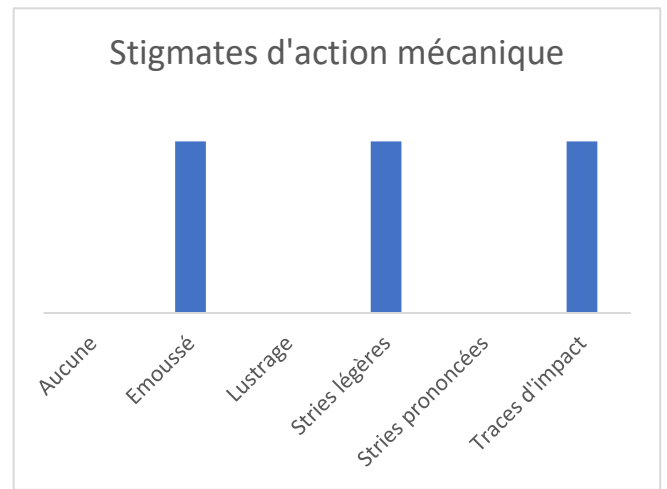
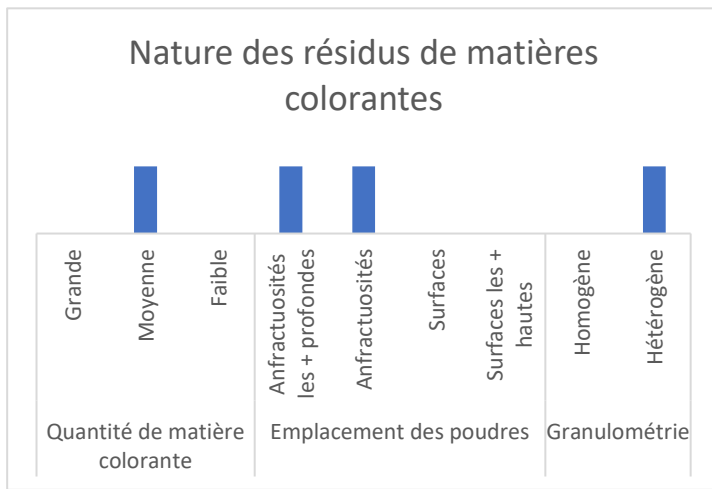
Graphique 17 - Eléments tracéologiques observables sur la face B de l'objet ArcyR10



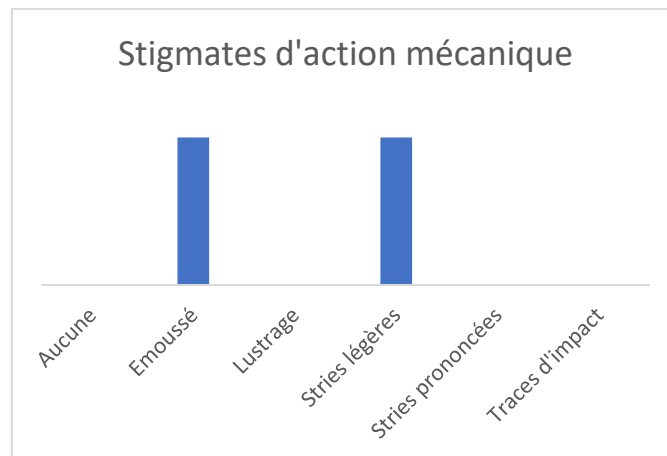
Graphique 18 - Eléments tracéologiques observables sur la face A de l'objet ArcyR11



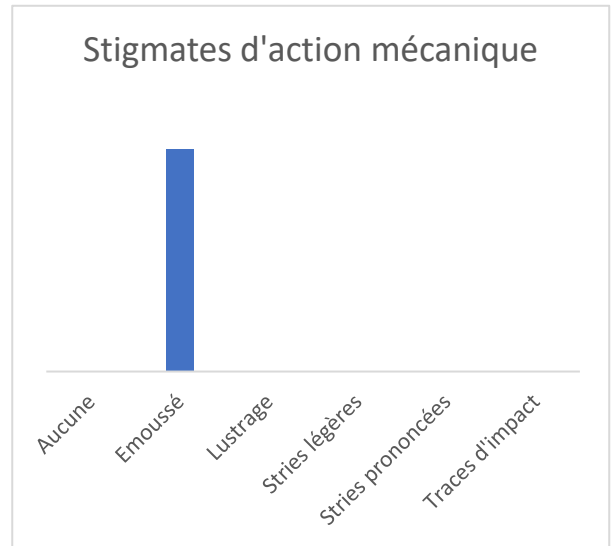
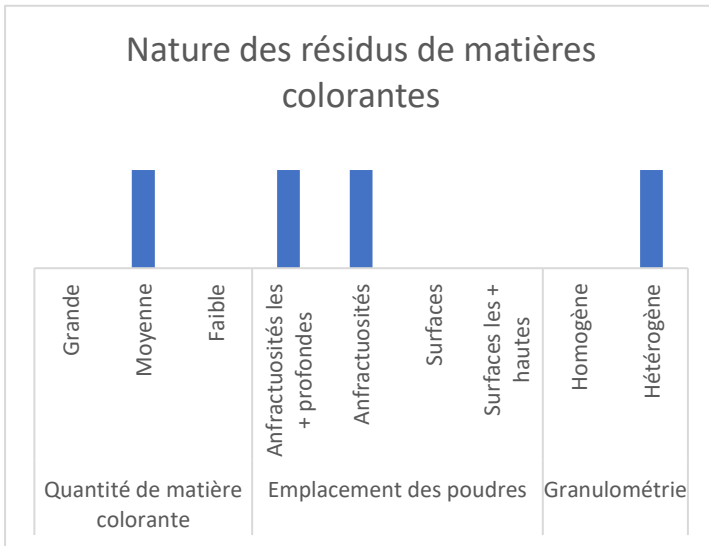
Graphique 19 - Eléments tracéologiques observables sur la face B de l'objet ArcyR11



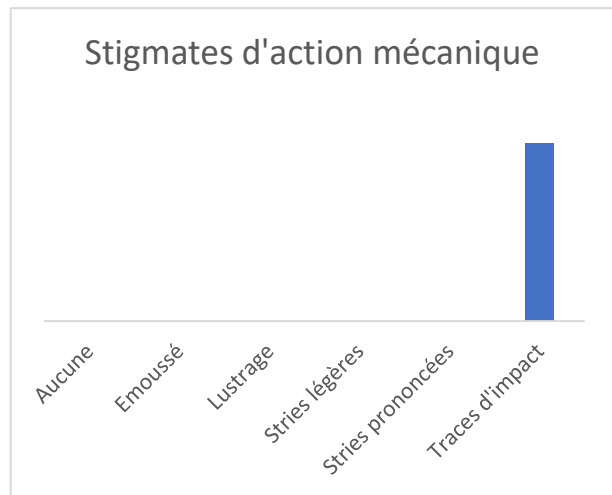
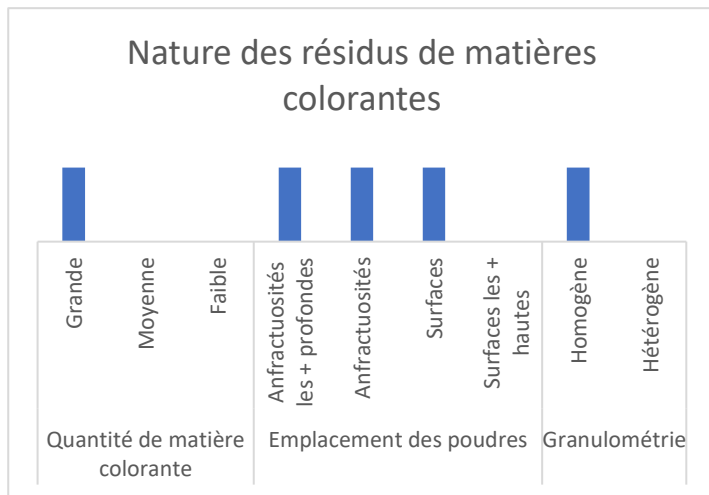
Graphique 20 - Eléments tracéologiques observables sur la face A de l'objet ArcyR12



Graphique 21 - Eléments tracéologiques observables sur la face B de l'objet ArcyR12



Graphique 22 - Eléments tracéologiques observables sur l'objet ArcyR13



Graphique 23 - Eléments tracéologiques observables sur l'objet ArcyR14




Figure 55 - ArcyR01, face A, émoussés en surface et stries légères




Figure 56 - ArcyR01, face A, stries légères




Figure 57 - ArcyR01, face A, résidus dans les creux




Figure 58 – ArcyR01, face B, résidus dans les creux, émoussés et stries légères




Figure 59 - ArcyR01, face B, émoussés, résidus dans les creux




Figure 60 - ArcyR02, face A, résidus noirs



Figure 61 - ArcyR02, face A, émoussés et stries légères




Figure 62 - ArcyR02, face A, stries légères




Figure 63 - ArcyR02, face B, résidus noirs




Figure 64 - ArcyR02, face B, émoussés et traces d'impact




Figure 65 - ArcyR02, face B, surface arrasée et stries légères




Figure 66 - ArcyR03, face A, émoussés et stries légères



Figure 67 - ArcyR03, face A, stries prononcées




Figure 68 - ArcyR03, face A, surface lustrée




Figure 69 - ArcyR03, face A, stries nombreuses



Figure 70 - ArcyR03, face B, émoussés, lustrages et stries prononcées




Figure 71 - ArcyR03, face B, grande quantité de résidus de matière colorante



Figure 72 - ArcyR03, face B, émoussés, stries légères et stries prononcées




Figure 73 - ArcyR03, face B, émoussés et stries prononcées



Figure 74 - ArcyR04, face A, stries légères




Figure 75 - ArcyR04, face A, stries prononcées




Figure 76 - ArcyR04, face A, émoussés




Figure 77 - ArcyR04, face B, stries légères




Figure 78 - ArcyR04, face B, émoussés




Figure 79 - ArcyR05, face A, stries nombreuses sans matière colorante en fond de tracés




Figure 80 - ArcyR05, face A, nombreuses stries avec résidus en fond de tracés




Figure 81 - ArcyR05, face A, émousés



Figure 82 - ArcyR05, face B, émousés




Figure 83 - ArcyR05, face B, stries nombreuses




Figure 84 - ArcyR05, face B, stries prononcées



Figure 85 - ArcyR06, face A, lustrages et émoussés



Figure 86 - ArcyR06, face A, stries légères



Figure 87 - ArcyR06, face A, traces d'impact



Figure 88 - ArcyR06, face B, émoussés, stries légères et traces d'impact




Figure 89 - ArcyR06, face B, surface lustrée




Figure 90 - ArcyR06, face B, stries prononcées




Figure 91 - ArcyR07, face A, stries légères



Figure 92 - ArcyR07, face A, résidus jaunes et émoussés



Figure 93 - ArcyR07, face A, résidus rouges et stries légères




Figure 94 - ArcyR08, face A, résidus rouges




Figure 95 - ArcyR09, face A, résidus rouges




Figure 96 - ArcyR10, face B, stries



Figure 97 - ArcyR10, face B, légers émoussés



Figure 98 - ArcyR11, face A, émoussés et traces d'impact



Figure 99 - ArcyR11, face A, surface lustrée et stries légères



Figure 100 - ArcyR11, face A, résidus jaunes et rouges




Figure 101 - ArcyR11, face B, émoussés et stries légères




Figure 102 - ArcyR12, face A, émoussés, stries légères, traces d'impact



Figure 103 - ArcyR12, face A, émoussés et traces d'impact




Figure 104 - ArcyR12, face B, émoussés et stries légères




Figure 105 - ArcyR13, résidus rouges dans les creux




Figure 106 - ArcyR13, légers émoussés




Figure 107 - ArcyR14, traces d'impact




Figure 108 - ArcyR14, témoin de la surface originelle (en bas)

Annexes C




Figure 109 - Hématite du Pic d'Arradoy, zone 1, x 250




Figure 110 - Hématite du Pic d'Arradoy, zone 2, x 250




Figure 111 - Hématite du Pic d'Arradoy, zone 3, x 250




Figure 112 - Hématite du Pic d'Arradoy, zone 4, x 250

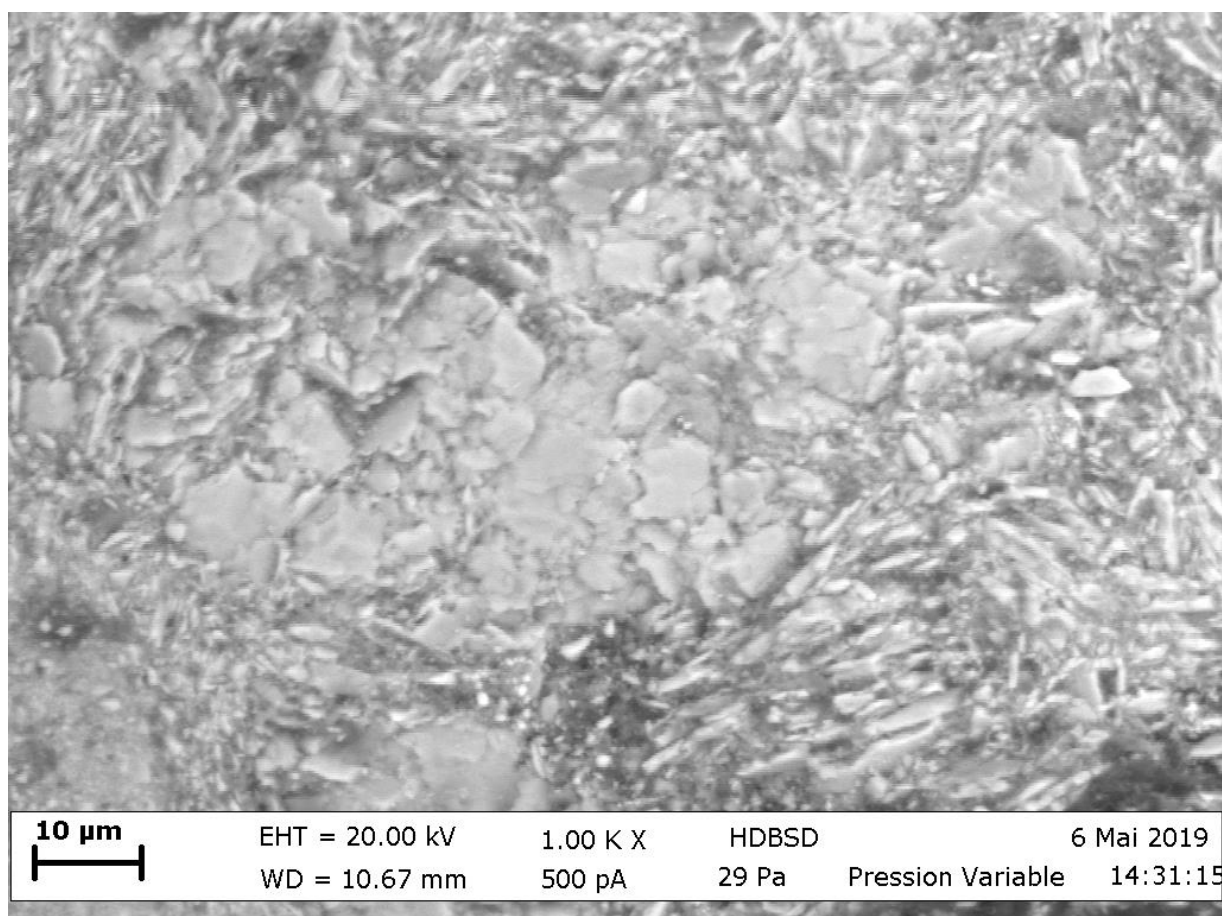


Figure 113 – Hématite du Pic d'Arradoy, x1000

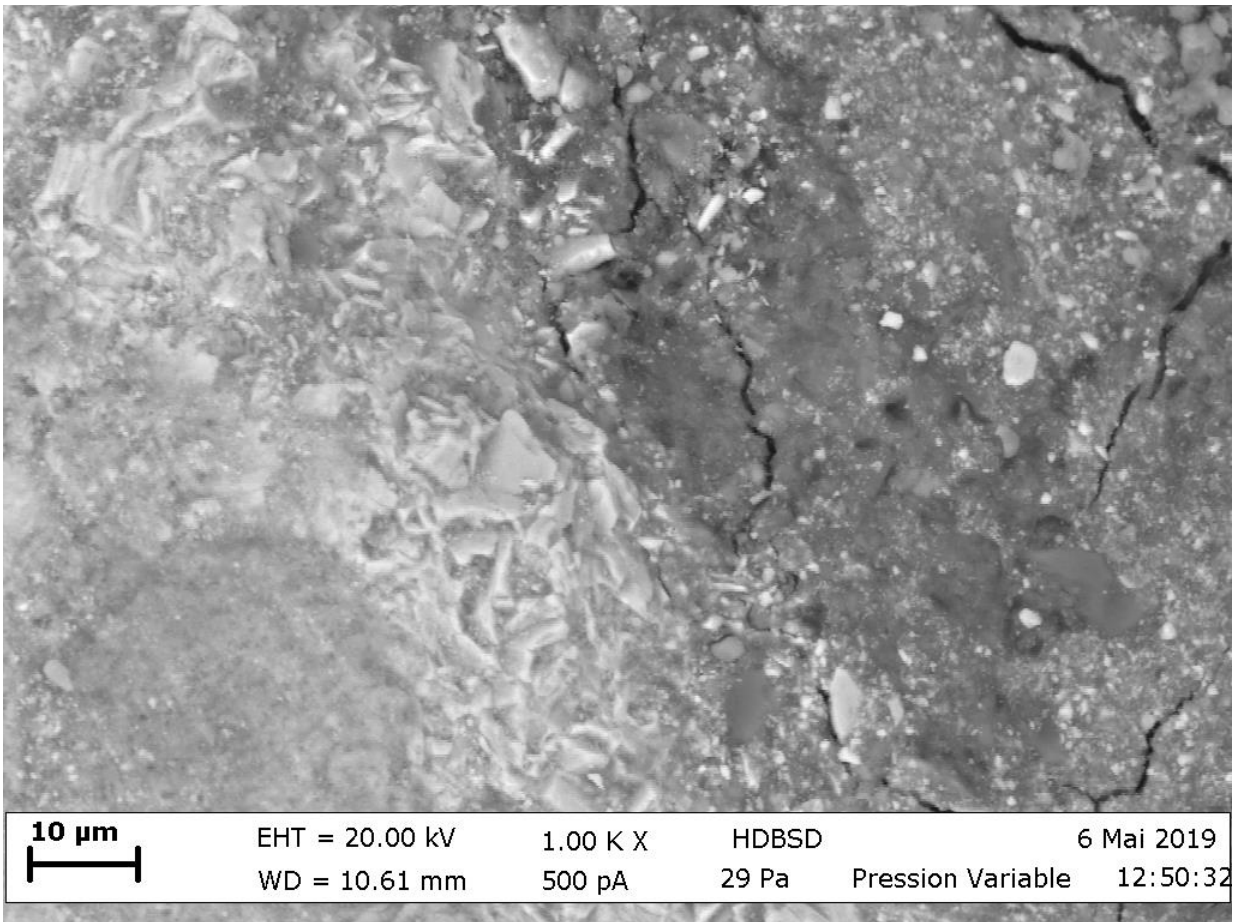


Figure 114 - Hématite du Pic d'Arradoy, x1000

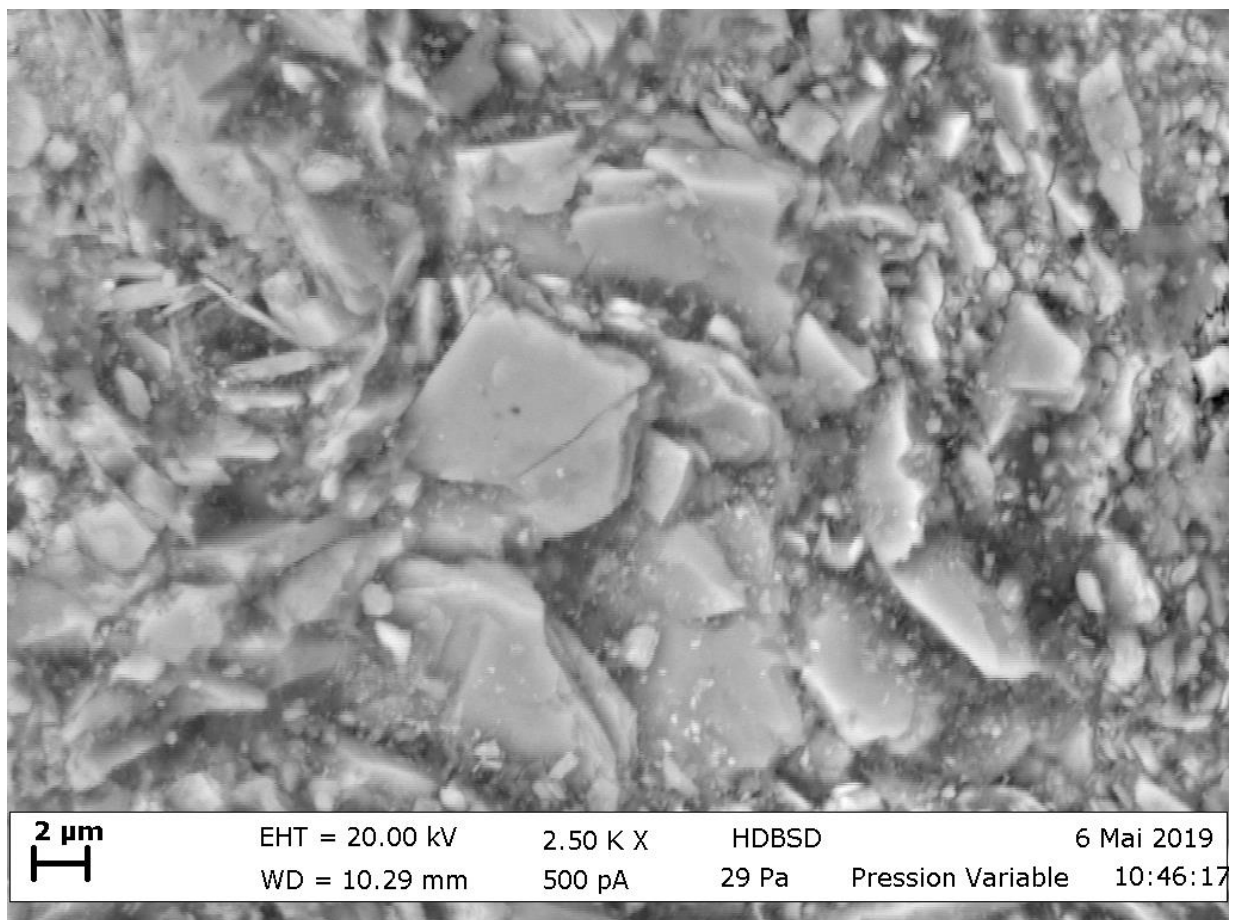


Figure 115 - Hématite du Pic d'Arradoy, x2500

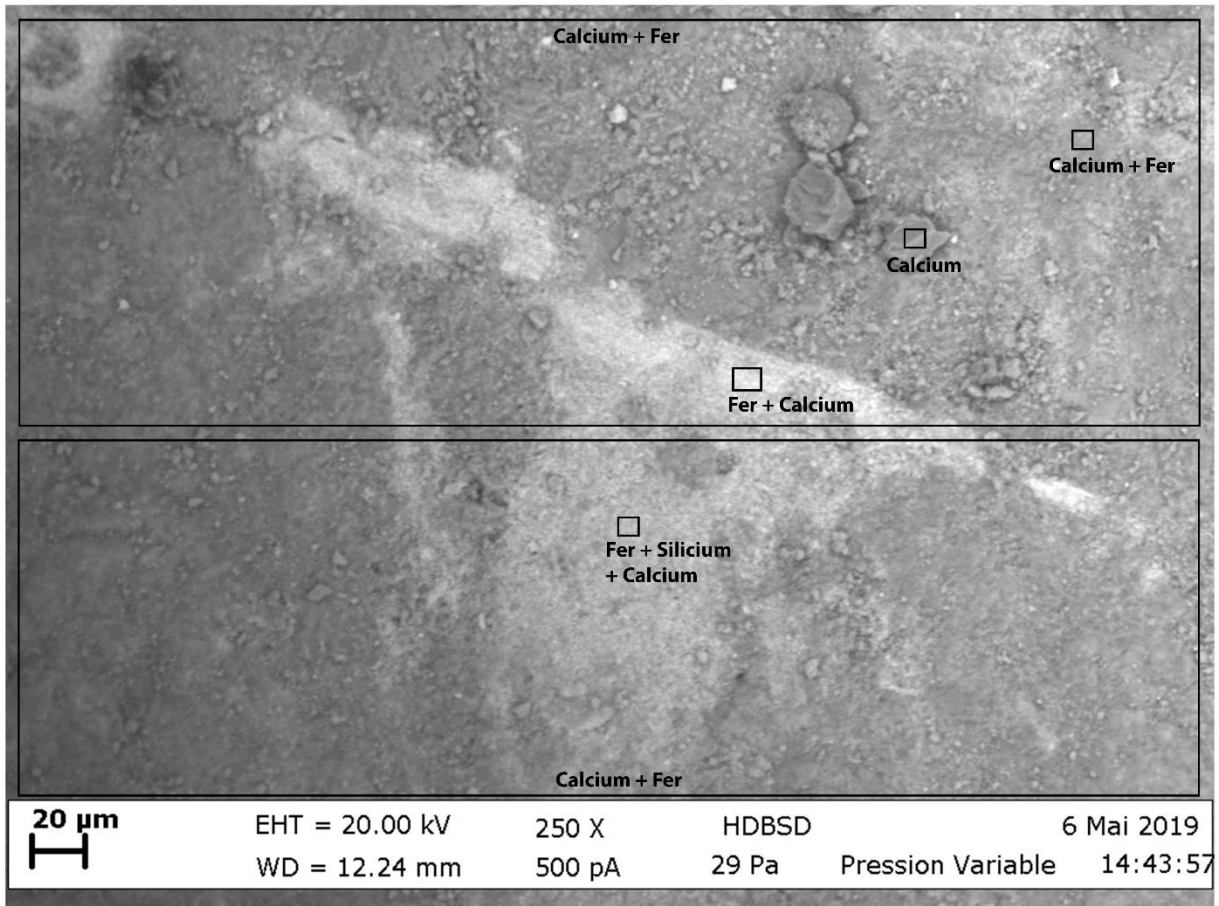


Figure 116 - Calcaire ferruginisé de Thoste-Beauregard, zone 1, x250




Figure 117 - Calcaire ferruginisé de Thoste-Beauregard, zone 2, x250




Figure 118 - Calcaire ferruginisé de Thoste-Beauregard, zone 3, x250

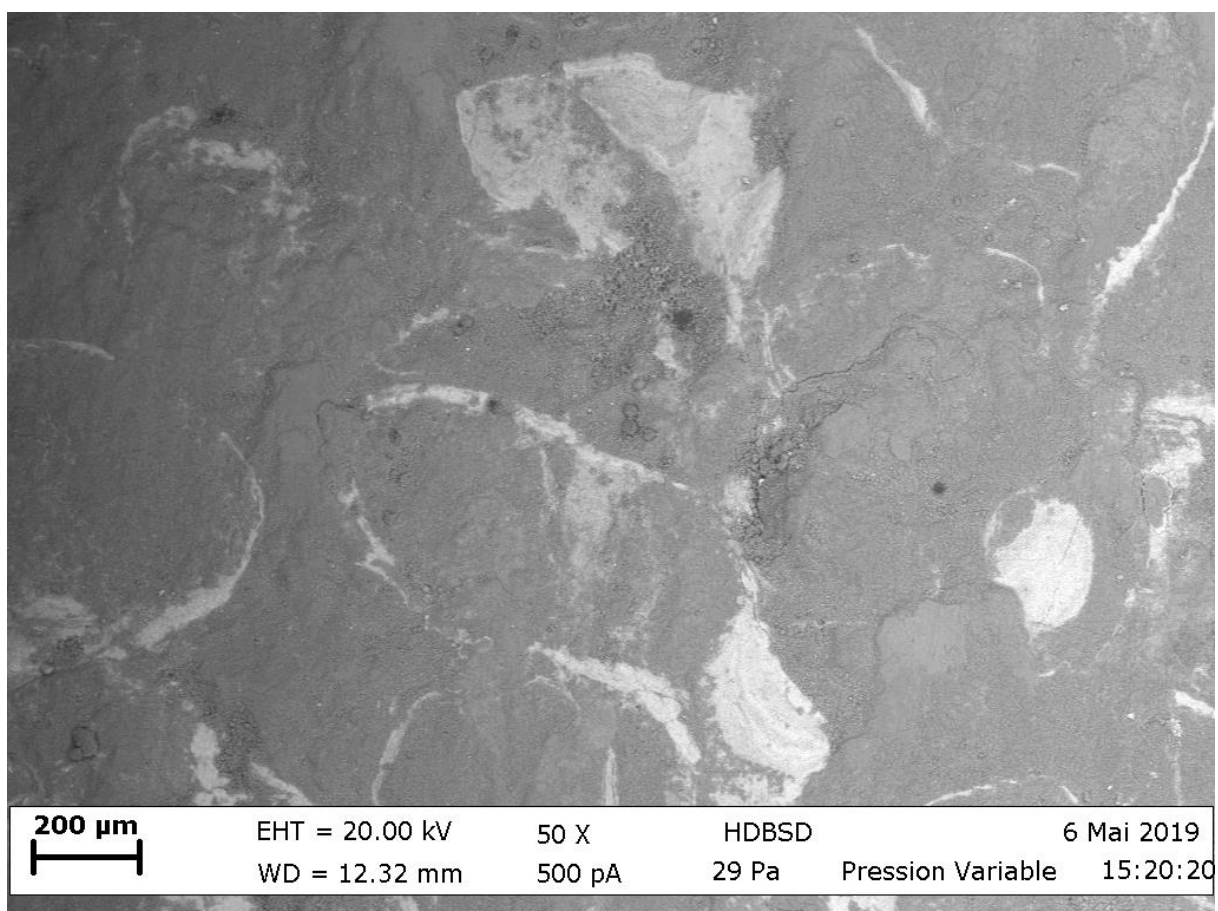


Figure 119 - Calcaire ferruginisé de Thoste-Beauregard, x50




Figure 120 - Calcaire ferruginisé de Thoste-Beauregard, x1000

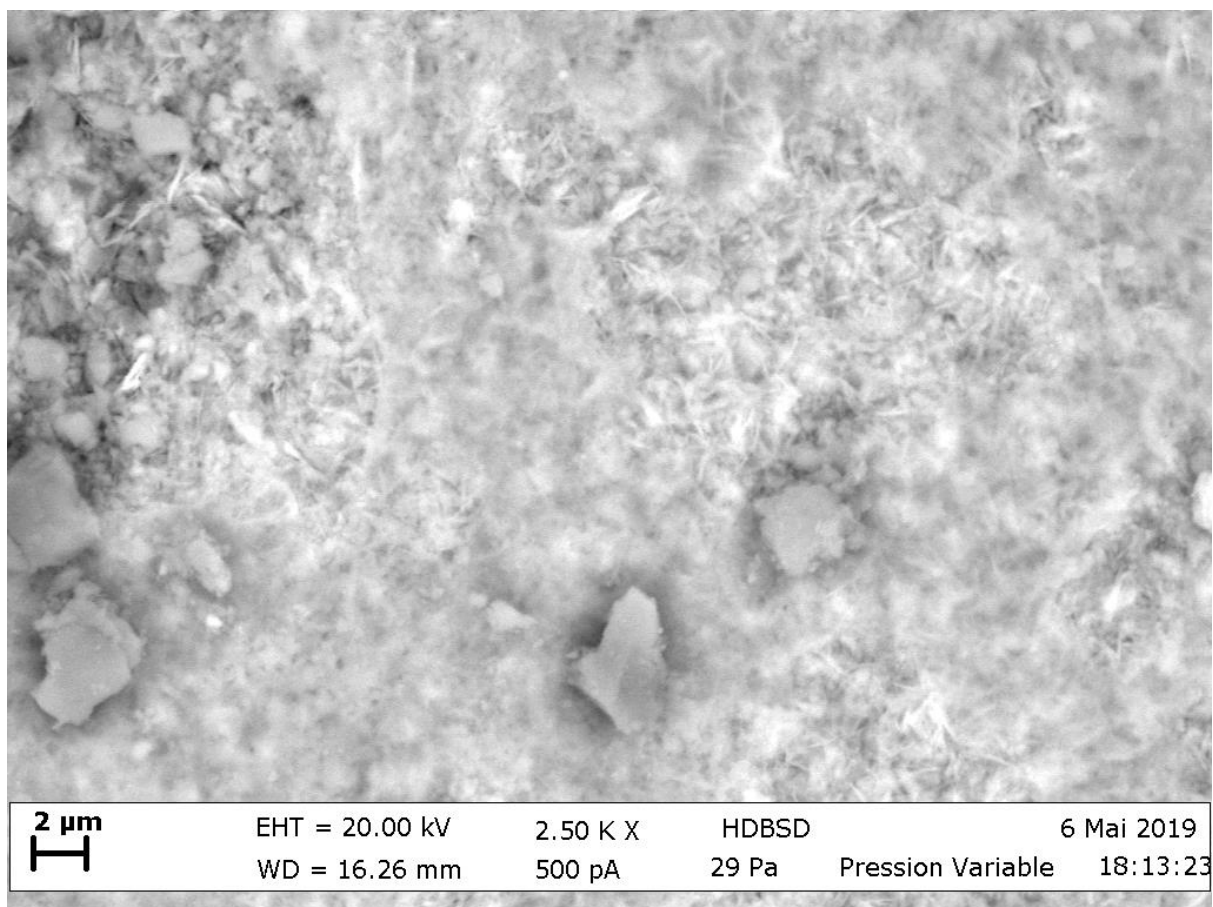


Figure 121 - Calcaire ferruginisé de Thoste-Beauregard, x2500




Figure 122 - Ocre de Roussillon, zone 1, x250




Figure 123 - Ocre de Roussillon, zone 2, x250




Figure 124 - Ocre de Roussillon, zone 3, x250




Figure 125 - Ocre de Roussillon, zone 4, x250

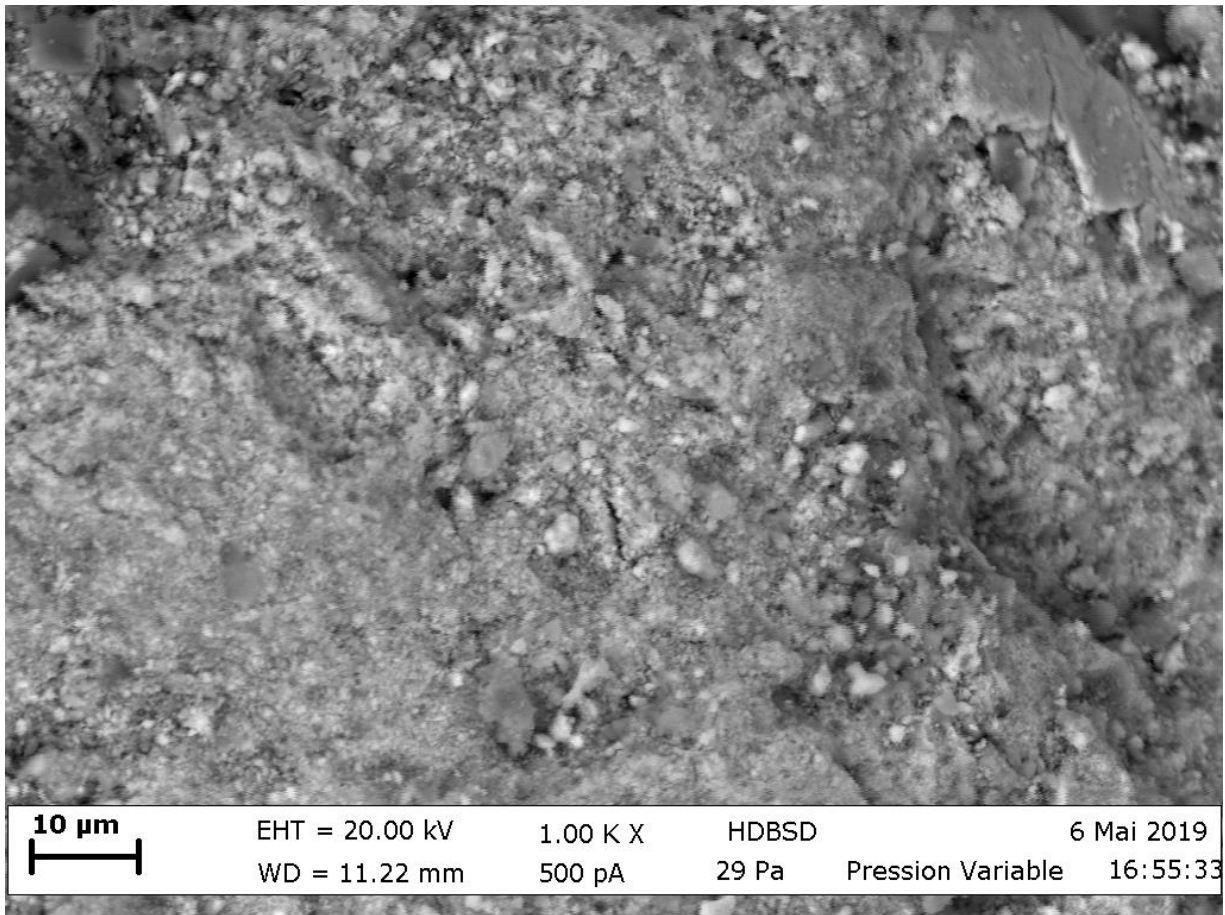


Figure 126 - Ocre de Roussillon, x1000

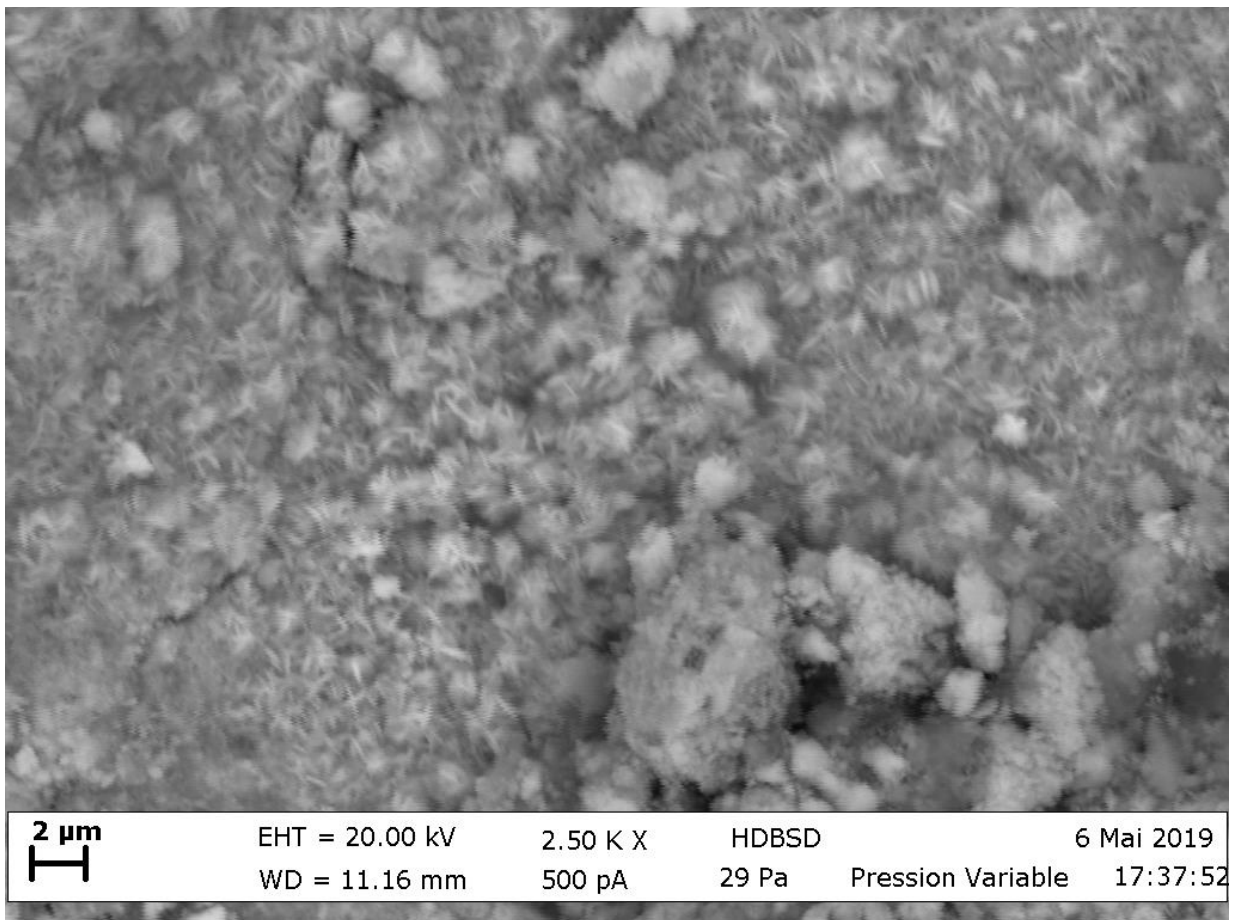


Figure 127 - Ocre de Roussillon, x2500




Figure 128 - Meule en granite, zone 1, x250

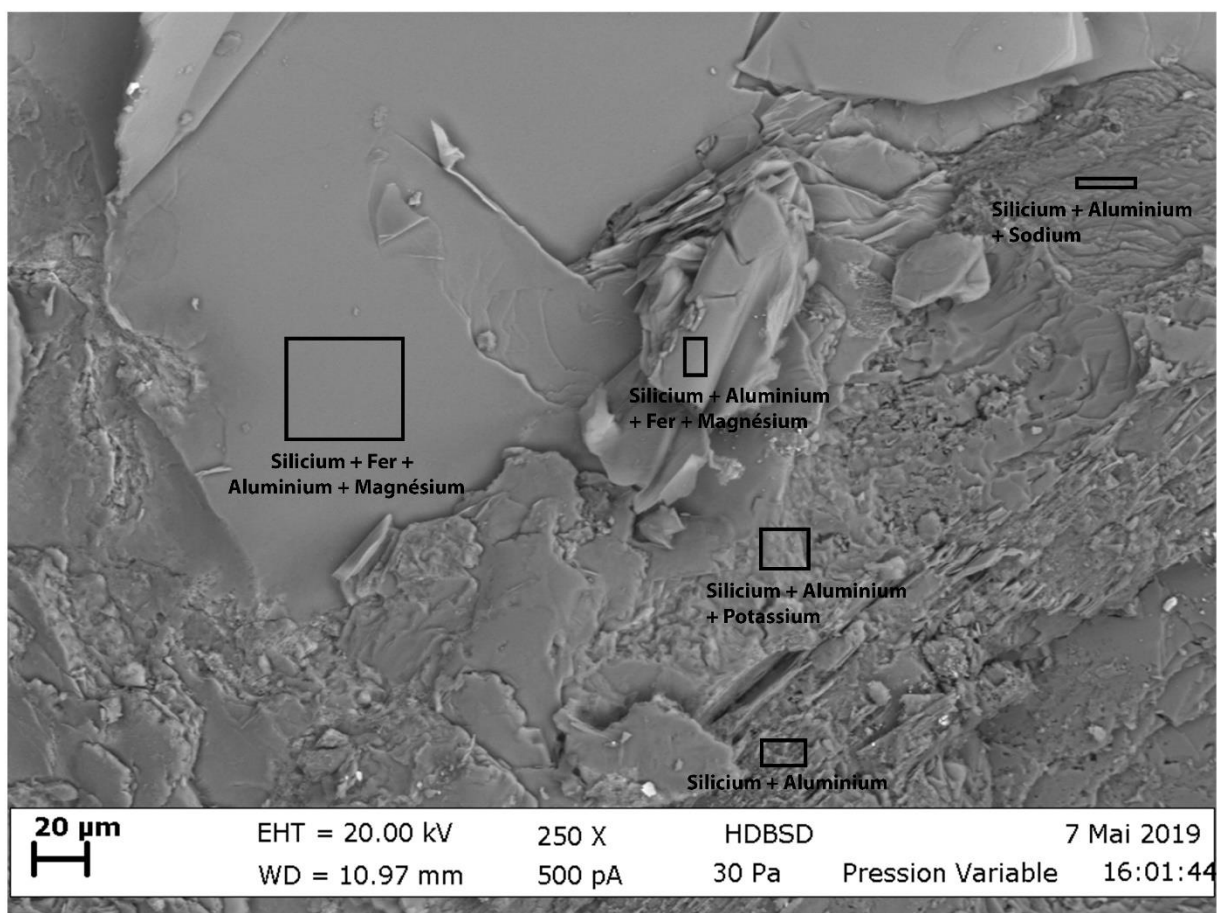


Figure 129 - Meule en granite, zone 2, x250




Figure 130 - Meule d'abrasion de l'hématite, zone 1, x250




Figure 131 - Meule d'abrasion de l'hématite, zone 1, x1000

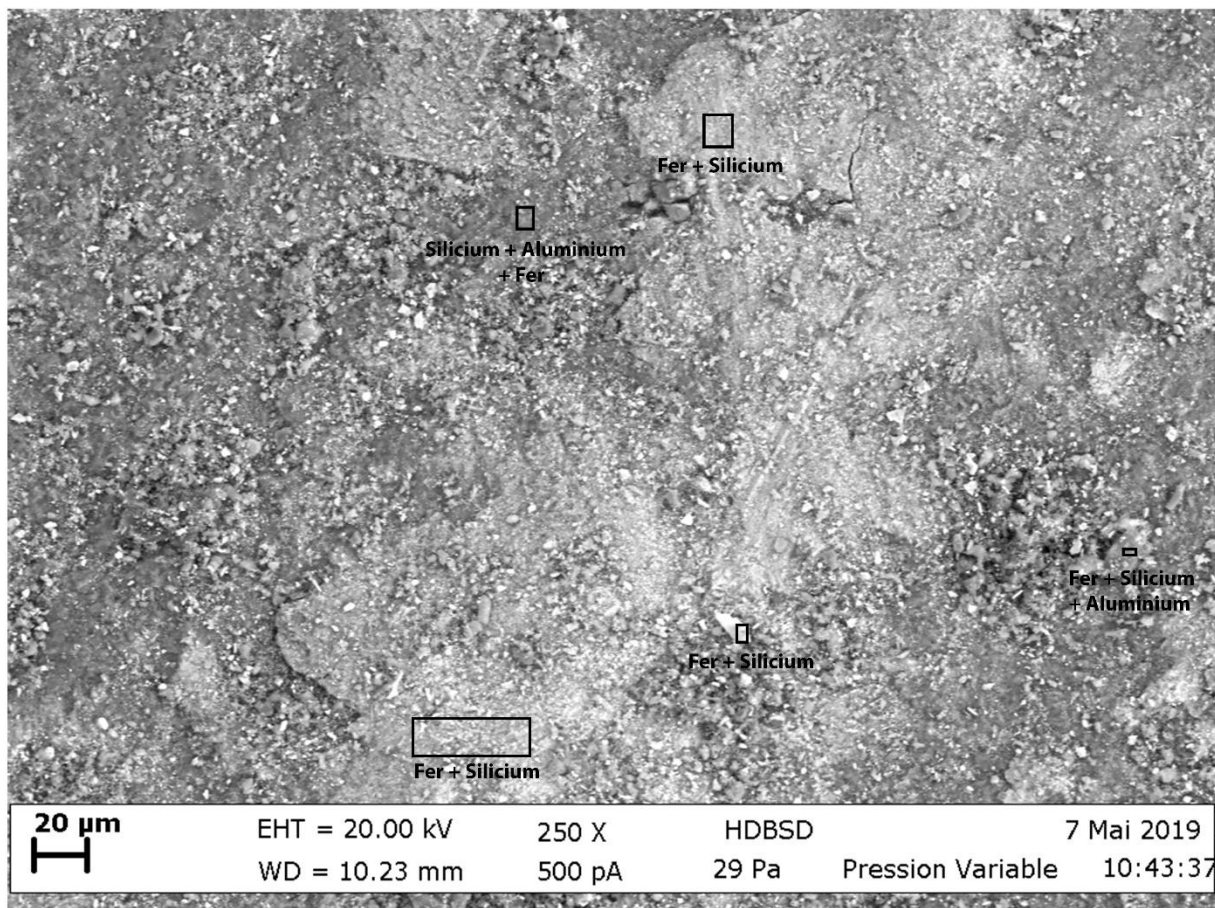


Figure 132 - Meule d'abrasion de l'hématite, zone 2, x250

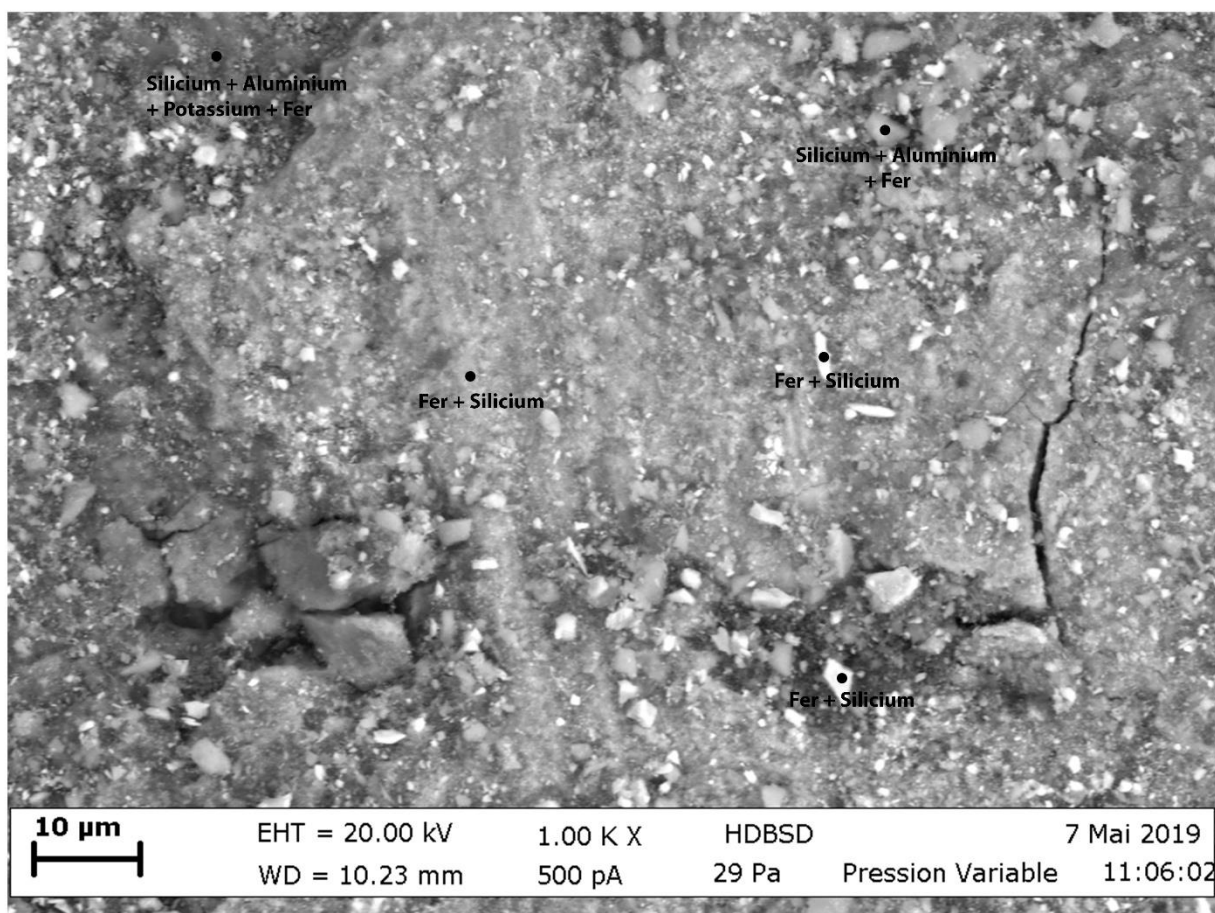


Figure 133 - Meule d'abrasion de l'hématite, zone 2, x1000

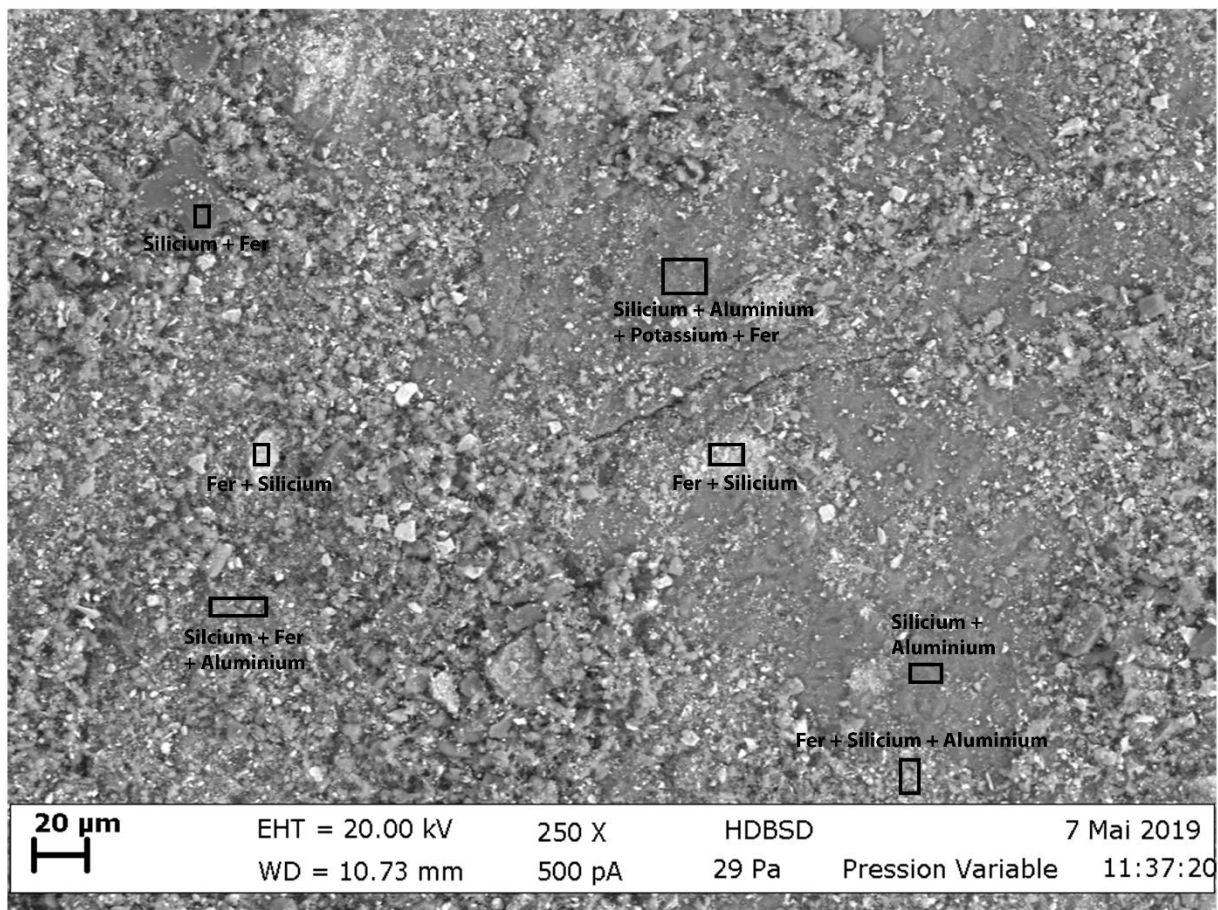


Figure 134 - Meule d'abrasion de l'hématite, zone 3, x250




Figure 135 - Meule d'abrasion de l'hématite, x500




Figure 136 - Meule d'abrasion de l'hématite, x1000




Figure 137 - Meule d'abrasion de l'ocre, zone 1, x250

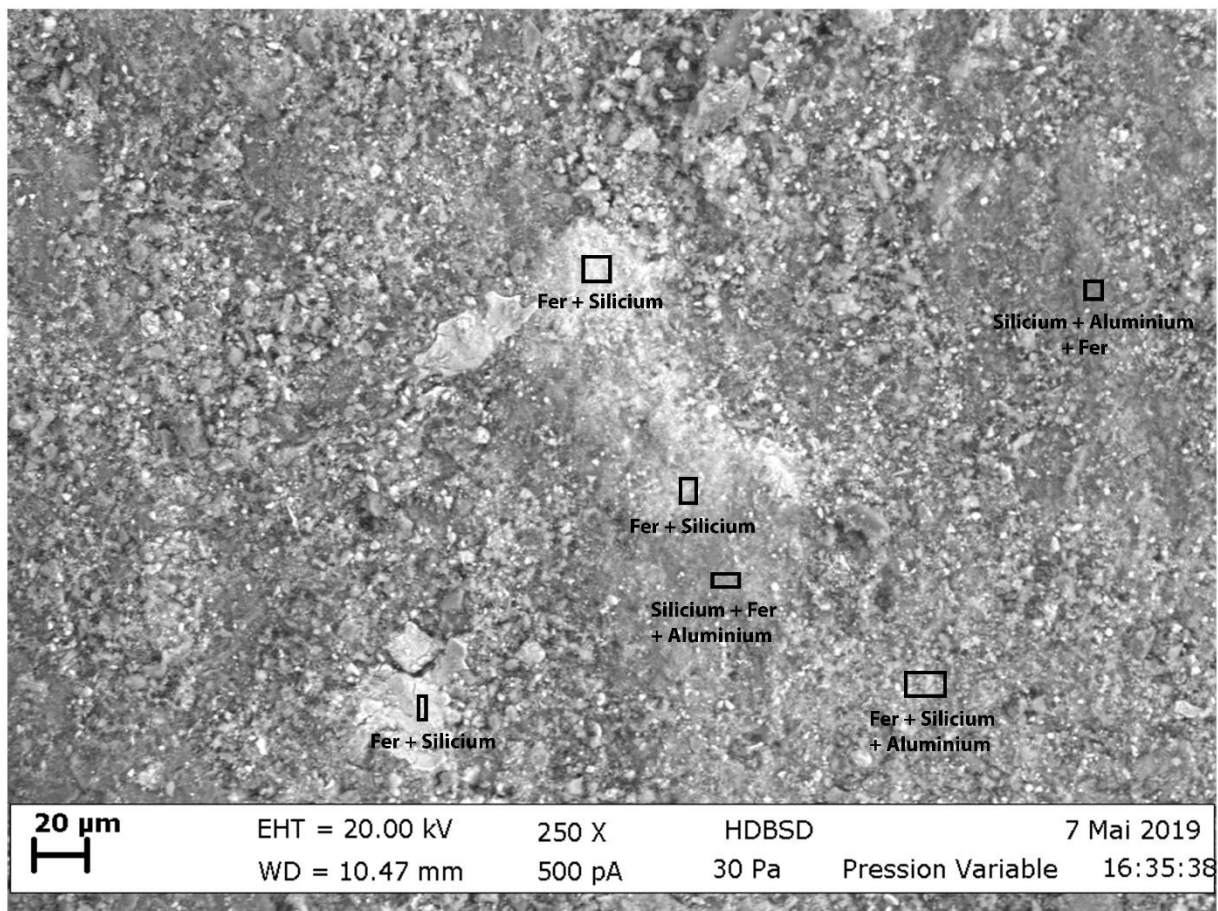


Figure 138 - Meule d'abrasion de l'ocre, zone 2, x250




Figure 139 - Meule d'abrasion de l'ocre, zone 3, x250




Figure 140 - Meule d'abrasion de l'ocre, zone 4, x250




Figure 141 - Meule d'abrasion de l'ocre, x2500




Figure 142 - Meule d'abrasion de l'ocre, x2500




Figure 143 - Meule d'abrasion de l'ocre, x250




Figure 144 - Meule d'abrasion de l'hématite et de l'ocre, zone 1, x250

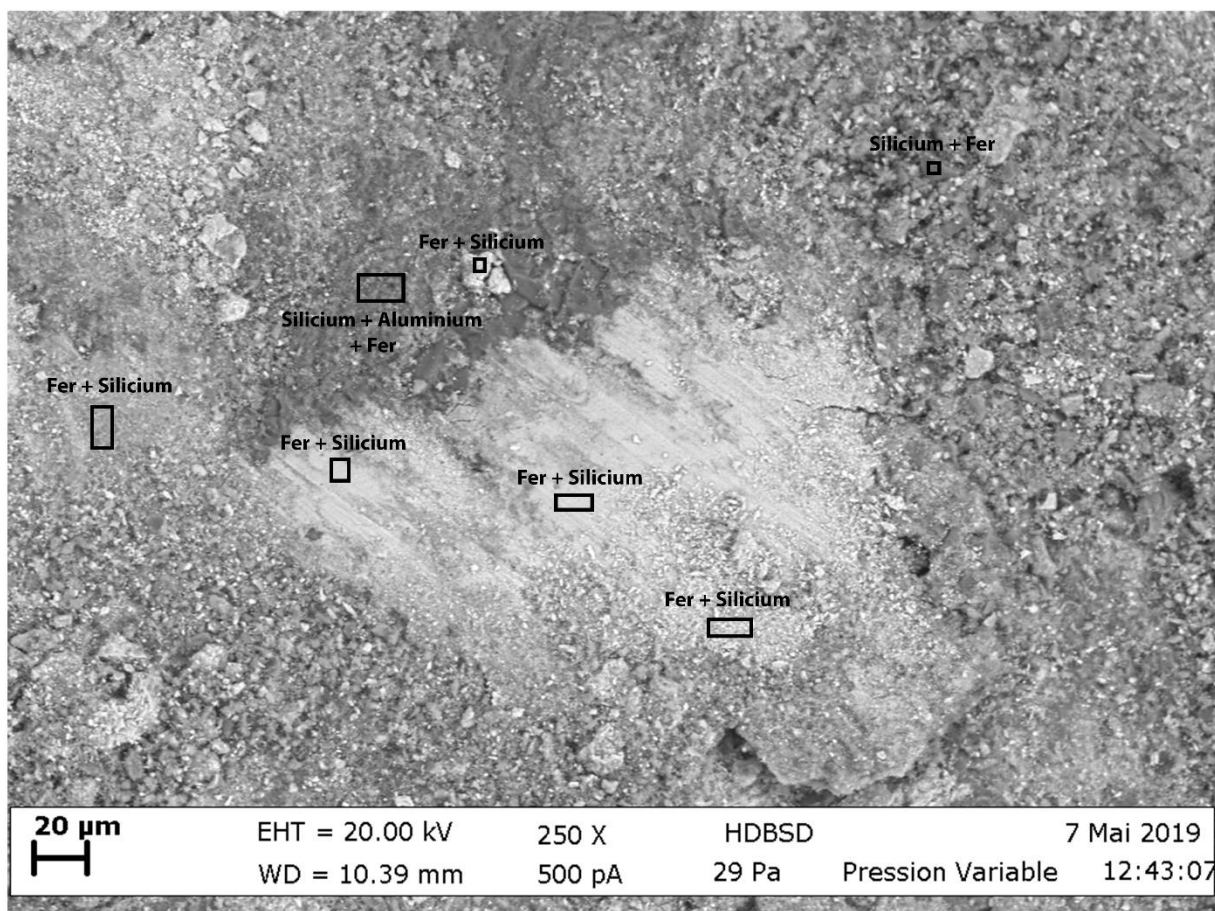


Figure 145 - Meule d'abrasion de l'hématite et de l'ocre, zone 2, x250




Figure 146 - Meule d'abrasion de l'hématite et de l'ocre, zone 3, x250

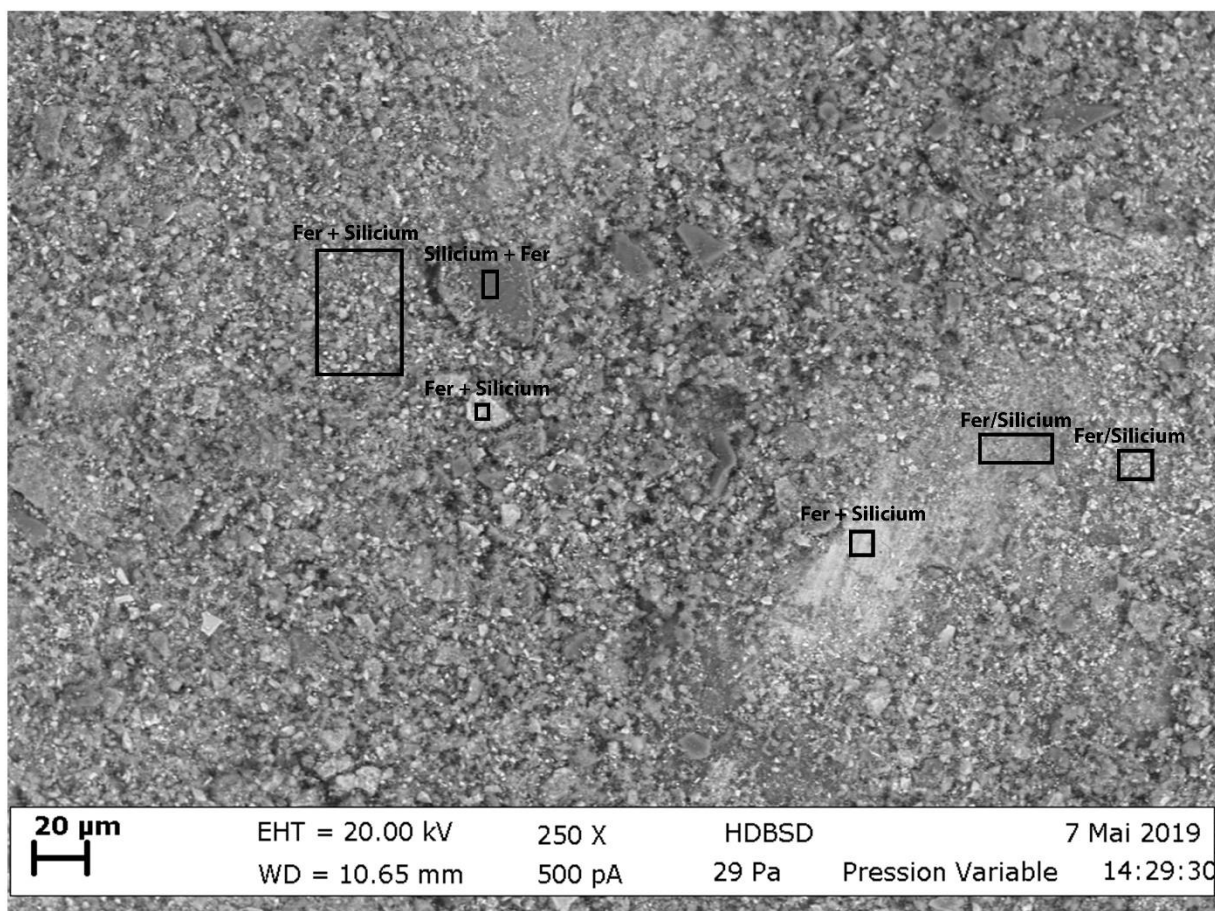


Figure 147 - Meule d'abrasion de l'hématite et de l'ocre, zone 4, x250




Figure 148 - Meule d'abrasion de l'hématite et de l'ocre, zone 5, x250




Figure 149 - Meule d'abrasion de l'hématite et de l'ocre, x50




Figure 150 - Meule d'abrasion de l'hématite et de l'ocre, x1000




Figure 151 - Meule d'abrasion de l'hématite et de l'ocre, x1000




Figure 152 - Meule d'abrasion de l'hématite et de l'ocre, x2500




Figure 153 - Meule de concassage-mouture de l'hématite, zone 1, x250




Figure 154 - Meule de concassage-mouture de l'hématite, zone 2, x250




Figure 155 - Meule de concassage-mouture de l'hématite, zone 3, x250




Figure 156 - Meule de concassage-mouture de l'hématite, x70




Figure 157 - Meule de concassage-mouture de l'hématite, x1000




Figure 158 - Meule de concassage-mouture de l'hématite, x1000




Figure 159 - Meule de concassage-mouture de l'hématite, x2500